

Contents

American National Standards

Call for Comment on Standards Proposals	2
Call for Members (ANS Consensus Bodies)	10
Final Actions	11
Project Initiation Notification System (PINS)	13
ANS Maintained Under Continuous Maintenance	15
ANSI-Accredited Standards Developers Contact Information	16

International Standards

ISO Draft Standards	17
ISO and IEC Newly Published Standards	18

Proposed Foreign Government Regulations	19
Information Concerning	20

American National Standards

Call for comment on proposals listed

This section solicits public comments on proposed draft new American National Standards, including the national adoption of ISO and IEC standards as American National Standards, and on proposals to revise, reaffirm or withdraw approval of existing American National Standards. A draft standard is listed in this section under the ANSI-accredited standards developer (ASD) that sponsors it and from whom a copy may be obtained. Comments in connection with a draft American National Standard must be submitted in writing to the ASD no later than the last day of the comment period specified herein. Such comments shall be specific to the section(s) of the standard under review and include sufficient detail so as to enable the reader to understand the commenter's position, concerns and suggested alternative language, if appropriate. Please note that the ANSI Executive Standards Council (ExSC) has determined that an ASD has the right to require that interested parties submit public review comments electronically, in accordance with the developer's procedures.

Ordering Instructions for "Call-for-Comment" Listings

1. **Order from the organization indicated for the specific proposal.**
2. **Use the full identification in your order, including the BSR prefix; for example, Electric Fuses BSR/SAE J554.**
3. **Include remittance with all orders.**
4. **BSR proposals will not be available after the deadline of call for comment.**

Comments should be addressed to the organization indicated, with a copy to the Board of Standards Review, American National Standards Institute, 25 West 43rd Street, New York, NY 10036. Fax: 212-840-2298; e-mail: psa@ansi.org

* Standard for consumer products

Comment Deadline: December 14, 2014

NSF (NSF International)

Revision

BSR/NSF 14-201x (i69r1), Plastics piping system components and related materials (revision of ANSI/NSF 14-2014)

This Standard establishes minimum physical, performance, and health effects requirements for plastic piping system components and related materials. These criteria were established for the protection of public health and the environment.

[Click here to view these changes in full](#)

Send comments (with copy to psa@ansi.org) to: Mindy Costello, (734) 827-6819, mcostello@nsf.org

NSF (NSF International)

Revision

BSR/NSF 61-201x (i119r1), Drinking Water System Components - Health Effects (revision of ANSI/NSF 61-2014)

This Standard establishes minimum health effects requirements for the chemical contaminants and impurities that are indirectly imparted to drinking water from products, components, and materials used in drinking water systems. This Standard does not establish performance, taste and odor, or microbial growth support requirements for drinking water system products, components, or materials.

[Click here to view these changes in full](#)

Send comments (with copy to psa@ansi.org) to: Monica Leslie, (734) 827-5643, mleslie@nsf.org

NSF (NSF International)

Revision

BSR/NSF 140-201x (i25r3), Sustainability Assessment for Carpet (revision of ANSI/NSF 140-2013)

This Standard is intended to enable organizations throughout the carpet supply chain to apply performance requirements to achieve sustainable attributes and demonstrate compliance with levels of achievement through quantifiable metrics. The Standard is inclusive, is based on life cycle assessment (LCA) principles, and provides benchmarks for continuous improvement and innovation.

[Click here to view these changes in full](#)

Send comments (with copy to psa@ansi.org) to: Mindy Costello, (734) 827-6819, mcostello@nsf.org

NSF (NSF International)

Revision

BSR/NSF 140-201x (i28r1), Sustainability Assessment for Carpet (revision of ANSI/NSF 140-2013)

This sustainability standard is intended to enable organizations throughout the carpet supply chain to apply performance requirements to achieve sustainable attributes and demonstrate compliance with levels of achievement through quantifiable metrics. While this Standard can be used on any carpet product, it is intended to be used for evaluation of commercial carpet products by providing a product evaluation methodology that is additive to emerging commercial green building standards. This Standard does not apply to the packaging of sustainable carpets or to the adhesive or padding products used in the installation of carpet products.

[Click here to view these changes in full](#)

Send comments (with copy to psa@ansi.org) to: Mindy Costello, (734) 827-6819, mcostello@nsf.org

NSF (NSF International)

Revision

BSR/NSF/3-A 14159-1-201x (i4r1), Hygiene Requirements for the Design of Meat and Poultry Processing Equipment (revision of ANSI/NSF 3-A 14159-1999)

This NSF/ANSI/3-A Standard applies to equipment intended for use in the slaughter, processing, and packaging of meat and poultry products, excluding hand-held tools and mechanical belt conveyors. The requirements are to be applied by designers and manufacturers who in turn are to provide guidance to the users for the intended use of the equipment.

[Click here to view these changes in full](#)

Send comments (with copy to psa@ansi.org) to: Allan Rose, (734) 827-3817, arose@nsf.org

NSF (NSF International)

Revision

BSR/NSF/3-A 14159-2-201x (i5r1), Hygiene Requirements for the Design of Hand Held Tools Used in Meat and Poultry Processing (revision of ANSI/NSF 3-A 14159-2-2010)

This NSF/3-A/ANSI Standard applies to hand held tools intended for use in the slaughter, processing, and packaging of meat and poultry products.

[Click here to view these changes in full](#)

Send comments (with copy to psa@ansi.org) to: Allan Rose, (734) 827-3817, arose@nsf.org

NSF (NSF International)

Revision

BSR/NSF/3-A 14159-3-201x (i3r1), Hygiene Requirements for the Design of Mechanical Belt Conveyors Used in Meat and Poultry Processing (revision of ANSI/NSF/3-A 14159-3-2010)

This American National Standard applies to exposed product mechanical belt conveyors, either singularly or as a component of equipment, intended for use in the slaughter, processing, and packaging of meat and poultry products.

[Click here to view these changes in full](#)

Send comments (with copy to psa@ansi.org) to: Allan Rose, (734) 827-3817, arose@nsf.org

NSF (NSF International)

Revision

BSR/NSF/3-A 14159-3-201x (i6r1), Hygiene Requirements for the Design of Mechanical Belt Conveyors Used in Meat and Poultry Processing (revision of ANSI/NSF 3-A 14159-3-2010)

This American National Standard applies to exposed product mechanical belt conveyors, either singularly or as a component of equipment, intended for use in the slaughter, processing, and packaging of meat and poultry products.

[Click here to view these changes in full](#)

Send comments (with copy to psa@ansi.org) to: Allan Rose, (734) 827-3817, arose@nsf.org

UL (Underwriters Laboratories, Inc.)**Revision**

BSR/UL 858-201x, Standard for Safety for Household Electric Ranges (revision of ANSI/UL 858-2013)

(1) Proposal for changes to requirements on internal wiring for electric ranges; (2) New and revised requirements to address range stability; (3) Proposal for Moisture Test and Washing Test on electric ranges/cooktops.

[Click here to view these changes in full](#)

Send comments (with copy to psa@ansi.org) to: Amy Walker, (847) 664-2023, Amy.K.Walker@ul.com

UL (Underwriters Laboratories, Inc.)**Revision**

BSR/UL 1008-201x, Standard for Safety for Transfer Switch Equipment (revision of ANSI/UL 1008-2012b)

This scope of this project is the withdrawal of a proposal to harmonize requirements for Transfer Switches Rated for Optional Standby Applications that was published by UL for ballot on April 25, 2014.

[Click here to view these changes in full](#)

Send comments (with copy to psa@ansi.org) to: Derrick Martin, (408) 754-6656, Derrick.L.Martin@ul.com

UL (Underwriters Laboratories, Inc.)**Revision**

BSR/UL 1283-201x, Standard for Safety for Electromagnetic Interference Filters (Bulletin dated November 14, 2014) (revision of ANSI/UL 1283-2013)

(1) Revision of requirements for capacitors.

[Click here to view these changes in full](#)

Send comments (with copy to psa@ansi.org) to: Edward Minasian, (631) 546-3305, Edward.D.Minasian@ul.com

Comment Deadline: December 29, 2014**AAMI (Association for the Advancement of Medical Instrumentation)****New National Adoption**

BSR/AAMI/ISO 18250-3-201x, Connectors for reservoir delivery systems for healthcare applications - Part 3: Enteral applications (identical national adoption of ISO 18250-3)

Specifies dimensions and requirements for the design and functional performance of connectors intended to be used on enteral feed reservoirs.

Single copy price: Free

Obtain an electronic copy from: https://standards.aami.org/kws/public/document?document_id=4455&wg_abbrev=PUBLIC_REV

Order from: https://standards.aami.org/kws/public/document?document_id=4455&wg_abbrev=PUBLIC_REV

Send comments (with copy to psa@ansi.org) to: Colleen Elliott, (703) 253-8261, celliot@aami.org

ABMA (ASC B3) (American Bearing Manufacturers Association)**Reaffirmation**

BSR/ABMA/ISO 10285-2009 (R201x), Rolling bearings - Sleeve type linear ball bearings - Boundary dimensions and tolerances (reaffirmation of ANSI/ABMA/ISO 10285-2009)

Specifies the boundary dimensions, tolerances, and definitions for sleeve-type linear-motion ball bearings.

Single copy price: \$24.00

Obtain an electronic copy from: info@americanbearings.org

Order from: info@americanbearings.org

Send comments (with copy to psa@ansi.org) to: James Converse, (919) 481-2852, jconverse@americanbearings.org

ADA (American Dental Association)**New National Adoption**

BSR/ADA No. 151-201x, Screening Method for Erosion Potential of Oral Rinses on Dental Hard Tissues (identical national adoption of ISO 28888:2013)

This standard specifies a screening method for the erosion potential of nonfluoridated oral rinses on dental hard tissues. The results of the screening method are intended for use in enamel and/or dentine erosion models.

Single copy price: \$66.00

Obtain an electronic copy from: standards@ada.org

Order from: Kathy Medic, (312) 440-2533, medick@ada.org

Send comments (with copy to psa@ansi.org) to: Same

ADA (American Dental Association)**New Standard**

BSR/ADA Specification No. 132-200x, Scanning Accuracy of Dental Chairside and Laboratory CAD/CAM Systems (new standard)

This standard describes test methods used to evaluate the repeatability, reproducibility and accuracy of dental devices for 3D metrology. The standard is applicable to dental chairside and dental laboratory CAD/CAM systems. The scope of this document is not intended to include unique systems with other specific applications of 3D metrology in the dental field such as 3D computed tomography, magnetic resonance imaging, and stereophotogrammetry.

Single copy price: \$52.00

Obtain an electronic copy from: standards@ada.org

Order from: Kathy Medic, (312) 440-2533, medick@ada.org

Send comments (with copy to psa@ansi.org) to: Same

ASABE (American Society of Agricultural and Biological Engineers)**Reaffirmation**

BSR/ASABE S612-2009 (R201X), Performing On-Farm Energy Audits (reaffirmation of ANSI/ASABE S612-2009)

This Standard is intended to support energy audits of all types of farming operations (which includes ranching) typically found in North America. Energy audits shall exclude the farm residence, except where it is not practical to separate baseline data.

Single copy price: \$55.00

Obtain an electronic copy from: vangilder@asabe.org

Order from: Carla VanGilder, (269) 932-7015, vangilder@asabe.org

Send comments (with copy to psa@ansi.org) to: Same

ASME (American Society of Mechanical Engineers)**Revision**

BSR/ASME BPVC Section II-201x, Part A - Ferrous Material Specifications; Part B - Nonferrous Material Specifications; Part D - Materials Properties (revision of ANSI/ASME BPVC Section II-2013)

To approve for publication in Section II of the Boiler and Pressure Vessel Code material specifications for base metallic materials and, in conformance with the requirements of the individual Construction Codes, to establish and approve material design values and limits and cautions on the use of materials, for publication in Section II and in other sections of the Boiler and Pressure Vessel Code, and for publication in the B16 and B31 Codes. The BPV Committee on Materials (BPV II) is responsible for the adequacy of material specifications in Section II, Parts A and B, and in Code Cases, and for supplementary rules in vessel sections concerning material specifications. Further, BPV II is responsible for all mechanical and physical property tables and external pressure charts, (excluding fatigue properties) in Section II, Part D, Code Cases, and in vessel sections.

Single copy price: Free

Obtain an electronic copy from: <http://cstools.asme.org/publicreview>

Order from: Mayra Santiago, ASME; ansibox@asme.org

Send comments (with copy to psa@ansi.org) to: Noel Lobo, (212) 591-8460, lobon@asme.org

ASQ (ASC Z1) (American Society for Quality)**New National Adoption**

BSR/ASQ/ISO 3534-3:2013, Statistics - Vocabulary and symbols - Part 3: Design of experiments (identical national adoption of ISO 3534-3:2013)

Defines the terms used in the field of design of experiments and may be used in the drafting of other International Standards. More specifically, it defines terms used in the field of design of experiments for which the response variable is one-dimensional and continuous and for which the expectation of the response variable is linear in the parameters. The terms with regard to the statistical analysis are based on the assumption that the error term follows a normal distribution with constant variance.

Single copy price: \$259.00

Obtain an electronic copy from: standards@asq.org

Send comments (with copy to psa@ansi.org) to: standards@asq.org

ASQ (ASC Z1) (American Society for Quality)**New National Adoption**

BSR/ASQ/ISO 3534-4:2014, Statistics - Vocabulary and symbols - Part 4: Survey sampling (identical national adoption of ISO 3534-4:2014)

Defines the terms used in the field of survey sampling and can be used in the drafting of other International Standards.

Single copy price: \$165.00

Obtain an electronic copy from: standards@asq.org

Send comments (with copy to psa@ansi.org) to: standards@asq.org

ASQ (ASC Z1) (American Society for Quality)**New National Adoption**

BSR/ASQ/ISO 7870-1-201x, Control charts - Part 1: General guidelines (identical national adoption of ISO 7870-1:2014)

Presents key elements and philosophy of the control chart approach, and identifies a wide variety of control charts (including those related to the Shewhart control chart, those stressing process acceptance or online process adjustment, and specialized control charts). It presents an overview of the basic principles and concepts and illustrates the relationship among various control chart approaches to aid in the selection of the most appropriate standard for given circumstances. It does not specify statistical control methods using control charts. These methods will be specified in future parts of ISO 7870.

Single copy price: \$114.00

Obtain an electronic copy from: standards@asq.org

Send comments (with copy to psa@ansi.org) to: standards@asq.org

ASQ (ASC Z1) (American Society for Quality)**New National Adoption**

BSR/ASQ/ISO 7870-2:2013, Control charts - Part 2: Shewhart control charts (identical national adoption of ISO 7870-2:2013)

Establishes a guide to the use and understanding of the Shewhart control chart approach to the methods for statistical control of a process. It is limited to the treatment of statistical process control methods using only the Shewhart system of charts. Some supplementary material that is consistent with the Shewhart approach, such as the use of warning limits, analysis of trend patterns and process capability is briefly introduced. There are, however, several other types of control chart procedures, a general description of which can be found in ISO 7870-1.

Single copy price: \$189.00

Obtain an electronic copy from: standards@asq.org

Send comments (with copy to psa@ansi.org) to: standards@asq.org

ASQ (ASC Z1) (American Society for Quality)**New National Adoption**

BSR/ASQ/ISO 7870-3:2012, Control charts - Part 3: Acceptance control charts (identical national adoption of ISO 7870-3:2012)

Gives guidance on the uses of acceptance control charts and establishes general procedures for determining sample sizes, action limits and decision criteria. An acceptance control chart should be used only when: (a) the within subgroup variation is in-control and the variation is estimated efficiently; (b) a high level of process capability has been achieved. An acceptance control chart is typically used when the process variable under study is normally distributed; however, it can be applied to a non-normal distribution. The examples provided in this part of ISO 7870 illustrate a variety of circumstances in which this technique has advantages.

Single copy price: \$129.00

Obtain an electronic copy from: standards@asq.org

Send comments (with copy to psa@ansi.org) to: standards@asq.org

ASQ (ASC Z1) (American Society for Quality)***New National Adoption***

BSR/ASQ/ISO 7870-4:2011, Control charts - Part 4: Cumulative sum charts (identical national adoption of ISO 7870-4:2011)

Provides statistical procedures for setting up cumulative sum (cusum) schemes for process and quality control using variables (measured) and attribute data. It describes general-purpose methods of decision-making using cumulative sum (cusum) techniques for monitoring, control, and retrospective analysis.

Single copy price: \$219.00

Obtain an electronic copy from: standards@asq.org

Send comments (with copy to psa@ansi.org) to: standards@asq.org

ASQ (ASC Z1) (American Society for Quality)***New National Adoption***

BSR/ASQ/ISO 7870-5-2014, Control charts - Part 5: Specialized control charts (identical national adoption of ISO 7870-5:2014)

Establishes a guide to the use and understanding of specialized control charts in situations where commonly used Shewhart control chart approach to the methods of statistical control of a process may either be not applicable or less efficient in detecting unnatural patterns of variation of the process. It also provides guidance as to when each of the control charts should be used, and their control limits, advantages, and limitations. Each control chart is illustrated with an example.

Single copy price: \$211.00

Obtain an electronic copy from: standards@asq.org

Send comments (with copy to psa@ansi.org) to: standards@asq.org

ASQ (ASC Z1) (American Society for Quality)***New National Adoption***

BSR/ASQ/ISO 16269-4-2010, Statistical interpretation of data - Part 4: Detection and treatment of outliers (identical national adoption of ISO 16269-4:2010)

Provides detailed descriptions of sound statistical testing procedures and graphical data analysis methods for detecting outliers in data obtained from measurement processes. It recommends sound robust estimation and testing procedures to accommodate the presence of outliers. It is primarily designed for the detection and accommodation of outlier(s) from univariate data. Some guidance is provided for multivariate and regression data.

Single copy price: \$199.00

Obtain an electronic copy from: standards@asq.org

Send comments (with copy to psa@ansi.org) to: standards@asq.org

ASQ (ASC Z1) (American Society for Quality)***New National Adoption***

BSR/ASQ/ISO 16269-6-2014, Statistical interpretation of data - Part 6: Determination of statistical tolerance intervals (identical national adoption of ISO 16269-6:2014)

Describes procedures for establishing statistical tolerance intervals that include at least a specified proportion of the population with a specified confidence level. Both one-sided and two-sided statistical tolerance intervals are provided, a one-sided interval having either an upper or lower limit while a two-sided interval has both upper and lower limits. Two methods are provided, a parametric method for the case where the characteristic being studied has a normal distribution and a distribution-free method for the case where nothing is known about the distribution except that it is continuous.

Single copy price: \$199.00

Obtain an electronic copy from: standards@asq.org

Send comments (with copy to psa@ansi.org) to: standards@asq.org

ASQ (ASC Z1) (American Society for Quality)***New National Adoption***

BSR/ASQ/ISO 16269-7-2001, Statistical interpretation of data - Part 7: Median - Estimation and confidence intervals (identical national adoption of ISO 16269-7:2001)

Specifies the procedures for establishing a point estimate and confidence intervals for the median of any continuous probability distribution of a population, based on a random sample size from the population. These procedures are distribution-free, i.e., they do not require knowledge of the family of distributions to which the population distribution belongs. Similar procedures can be applied to estimate quartiles and percentiles. (NOTE: The median is the second quartile and the fiftieth percentile. Similar procedures for other quartiles or percentiles are not described in this part of ISO 16269.)

Single copy price: \$199.00

Obtain an electronic copy from: standards@asq.org

Send comments (with copy to psa@ansi.org) to: standards@asq.org

ASQ (ASC Z1) (American Society for Quality)***New National Adoption***

BSR/ASQ/ISO 16269-8-2004, Statistical interpretation of data - Part 8: Determination of prediction intervals (identical national adoption of ISO 16269-8:2004)

Specifies methods of determining prediction intervals for a single continuously distributed variable. These are ranges of values of the variable, derived from a random sample of size n , for which a prediction relating to a further randomly selected sample of size m from the same population may be made with a specified confidence. Three different types of population are considered, namely: (a) normally distributed with unknown standard deviation; (b) normally distributed with known standard deviation; and (c) continuous but of unknown form.

Single copy price: \$199.00

Obtain an electronic copy from: standards@asq.org

Send comments (with copy to psa@ansi.org) to: standards@asq.org

ASQ (ASC Z1) (American Society for Quality)***New National Adoption***

BSR/ASQ/ISO 22514-1-2014, Statistical methods in process management - Capability and performance - Part 1: General principles and concepts (identical national adoption of ISO 22514-1:2014)

Describes the fundamental principles of capability and performance of manufacturing processes to provide guidance about circumstances where a capability study is demanded or necessary to determine if the output from a manufacturing process or the production equipment (a production machine) is acceptable according to appropriate criteria. Such circumstances are common in quality control when the purpose for the study is part of some kind of production acceptance. These studies can also be used when diagnosis is required concerning a production output or as part of a problem-solving effort. The methods are very versatile and have been applied for many situations.

Single copy price: \$139.00

Obtain an electronic copy from: standards@asq.org

Send comments (with copy to psa@ansi.org) to: standards@asq.org

ASQ (ASC Z1) (American Society for Quality)***New National Adoption***

BSR/ASQ/ISO 22514-2-2013, Statistical methods in process management - Capability and performance - Part 2: Process capability and performance of time-dependent process models (identical national adoption of ISO 22514-2:2013)

Describes a procedure for the determination of statistics for estimating the quality capability or performance of product and process characteristics. The process results of these quality characteristics are categorized into eight possible distribution types. Calculation formulae for the statistical measures are placed with every distribution. The statistical methods only relate to continuous quality characteristics. They are applicable to processes in any industrial or economical sector. (NOTE: This method is usually applied in case of a great number of serial process results, but it can also be used for small series (a small number of process results).)

Single copy price: \$139.00

Obtain an electronic copy from: standards@asq.org

Send comments (with copy to psa@ansi.org) to: standards@asq.org

ASQ (ASC Z1) (American Society for Quality)***New National Adoption***

BSR/ASQ/ISO 22514-3-2008, Statistical methods in process management - Capability and performance - Part 3: Machine performance studies for measured data on discrete parts (identical national adoption of ISO 22514-3:2008)

Prescribes the steps to be taken in conducting short-term performance studies that are typically performed on machines where parts produced consecutively under repeatability conditions are considered. The number of observations to be analyzed will vary according to the patterns the data produce, or if the runs (the rate at which items are produced) on the machine are low in quantity. The methods are not recommended where the sample size produced is less than 30 observations. Methods to be used for handling the data and carrying out the calculations are described. Machine performance indices and actions required at conclusion of a machine performance study are described.

Single copy price: \$139.00

Obtain an electronic copy from: standards@asq.org

Send comments (with copy to psa@ansi.org) to: standards@asq.org

ASQ (ASC Z1) (American Society for Quality)***New National Adoption***

BSR/ASQ/ISO 22514-6-2013, Statistical methods in process management - Capability and performance - Part 6: Process capability statistics for characteristics following a multivariate normal distribution (identical national adoption of ISO 22514-6:2013)

Provides methods for calculating performance and capability statistics for process or product quantities where it is necessary or beneficial to consider a family of singular quantities in relation to each other. The methods provided here mostly are designed to describe quantities that follow a bivariate normal distribution. (NOTE: In principle, this part of ISO 22514 can be used for multivariate cases. It does not offer an evaluation of the different provided methods with respect to different situations of possible application of each method. For the current state, the selection of one preferable method might be done following the user's preferences.)

Single copy price: \$169.00

Obtain an electronic copy from: standards@asq.org

Send comments (with copy to psa@ansi.org) to: standards@asq.org

ASQ (ASC Z1) (American Society for Quality)***New National Adoption***

BSR/ASQ/ISO 22514-7-2012, Statistical methods in process management - Capability and performance - Part 7: Capability of measurement processes (identical national adoption of ISO 22514-7:2012)

Defines a procedure to validate measuring systems and a measurement process in order to state whether a given measurement process can satisfy the requirements for a specific measurement task with a recommendation of acceptance criteria. The acceptance criteria are defined as a capability figure (CMS) or a capability ratio (QMS). It follows the approach taken in ISO/IEC Guide 98-3, Guide to the expression of the uncertainty in measurement (GUM), and establishes a basic, simplified procedure for stating and combining uncertainty components used to estimate a capability index for an actual measurement process.

Single copy price: \$199.00

Obtain an electronic copy from: standards@asq.org

Send comments (with copy to psa@ansi.org) to: standards@asq.org

ASQ (ASC Z1) (American Society for Quality)***New National Adoption***

BSR/ASQ/ISO 22514-8-2014, Statistical methods in process management - Capability and performance - Part 8: Machine performance of a multi-state production process (identical national adoption of ISO 22514-8:2014)

Aims to define the evaluation method to quantify the short-term capability of a production process (capacity of the production tool, widely termed capability), i.e., the machine performance index, to ensure compliance to a toleranced measurable product characteristic, when said process does not feature any kind of sorting system. If the production process integrates a sorting system, then this one (clearing away nonconforming parts) should be analyzed independently. It does not aim to define evaluation methods of the capability of a production process that is gauged through long-term observation (capability process or performance process indices).

Single copy price: \$180.00

Obtain an electronic copy from: standards@asq.org

Send comments (with copy to psa@ansi.org) to: standards@asq.org

ASQ (ASC Z1) (American Society for Quality)***New National Adoption***

BSR/ASQ/ISO/TS 16949-2009, Quality management systems - Particular requirements for the application of ISO 9001:2008 for automotive production and relevant service part organizations (identical national adoption of ISO/TS 16949:2009)

Specifies requirements for a quality management system where an organization (a) needs to demonstrate its ability to consistently provide product that meets customer and applicable statutory and regulatory requirements, and (b) aims to enhance customer satisfaction through the effective application of the system, including processes for continual improvement of the system and the assurance of conformity to customer and applicable statutory and regulatory requirements.

Single copy price: \$179.00

Obtain an electronic copy from: standards@asq.org

Send comments (with copy to psa@ansi.org) to: standards@asq.org

ATIS (Alliance for Telecommunications Industry Solutions)

New Standard

BSR/ATIS 1000061-201x, LTE Access Class 14 for National Security and Emergency Preparedness (NS/EP) Communications (new standard)

The purpose of this document is to provide operational guidance regarding the assignment and use of the 3GPP LTE specifications for Access Class Barring to support National Security and Emergency Preparedness (NS/EP) Next Generation Network Priority-Services (NGN-PS).

Single copy price: \$30.00

Obtain an electronic copy from: kconn@atis.org

Order from: Kerriane Conn, (202) 434-8841, kconn@atis.org

Send comments (with copy to psa@ansi.org) to: Same

AWS (American Welding Society)

Revision

BSR/AWS C2.20/C2.20M-200x, Specification for Thermal Spraying Zinc Anodes on Steel Reinforced Concrete (revision of ANSI/AWS C2.20/C2.20M-2002)

This AWS standard is a specification for thermal spraying zinc anodes on steel-reinforced concrete. This standard is formatted as an industrial process instruction. The scope includes: job description, safety, pass/fail job reference standards, feedstock materials, equipment, a step-by-step process instruction for surface preparation, thermal spraying, and quality control. There are two annexes: job control record and portable adhesion testing.

Single copy price: \$30.00

Obtain an electronic copy from: jrosario@aws.org

Order from: Jennifer Rosario, (800) 443-9353, jrosario@aws.org

Send comments (with copy to psa@ansi.org) to: Andrew Davis, (305) 443-9353, x466, adavis@aws.org

AWS (American Welding Society)

Revision

BSR/AWS C2.21M/C2.21-201X, Specification for Thermal Spray Equipment Performance Verification (revision of ANSI/AWS C2.21M/C2.21-2003)

This standard specifies the essential elements of a procedure for verifying the performance of thermal spray equipment to ensure it is capable of operating according to the manufacturer's specifications or those established by the user.

Single copy price: \$26.00

Obtain an electronic copy from: jrosario@aws.org

Order from: Jennifer Rosario, (800) 443-9353, jrosario@aws.org

Send comments (with copy to psa@ansi.org) to: Andrew Davis, (305) 443-9353, x466, adavis@aws.org

CSA (CSA Group)

Reaffirmation

ANSI Z21.35-2005, ANSI Z21.35a-2010 (R201x), Standard for Pilot Gas Filters (same as CSA 6.8) (reaffirmation of ANSI Z21.35-2005 (R2010), ANSI Z21.35a-2010)

Details test and examination criteria for pilot gas filters that have a maximum operating gas pressure rating of 1/2 psi. The temperature range shall be 32° F to 125°F (0°C to 51.5°C) and may be capable of operating at a higher temperature, lower temperature, or both, when so specified by the manufacturer.

Single copy price: Free

Obtain an electronic copy from: david.zimmerman@csagroup.org

Order from: David Zimmerman, (216) 524-4990, david.zimmerman@csagroup.org

Send comments (with copy to psa@ansi.org) to: Same

CSA (CSA Group)

Reaffirmation

BSR Z21.77-2005 (R201x), Standard for Manually-Operated Piezo-Electric Spark Gas Ignition Systems and Components (same as CSA 6.23) (reaffirmation of ANSI Z21.77-2005 (R2010))

Details test and examination criteria for manually-operated piezo-electric spark gas ignition systems for use with natural, manufactured and mixed gases, liquefied petroleum, and LP gas-air mixtures. A piezo-electric ignition system shall perform the following functions: (a) generate piezo-electric energy (spark generator); (b) transmit the energy (high voltage leads); and (c) utilize the energy to produce arcs (spark electrode).

Single copy price: Free

Obtain an electronic copy from: david.zimmerman@csagroup.org

Order from: David Zimmerman, (216) 524-4990, david.zimmerman@csagroup.org

Send comments (with copy to psa@ansi.org) to: Same

ECA (Electronic Components Association)

New Standard

BSR/EIA 198-3-10-201x, Multilayer (Monolithic), Unencapsulated, Ceramic Dielectric, Surface-Mount Low Inductance Chip Capacitors and Multi-Terminal Low Inductance Capacitors (new standard)

These fixed-value capacitors are designed for surface mount circuit applications. They are lower inductance, unencapsulated, ceramic dielectric, multilayer chip capacitors with solderable end terminations. Primarily for high-frequency applications

Single copy price: \$69.00

Obtain an electronic copy from: global.ihs.com (800) 854-7179

Order from: Global Engineering Documents, (800) 854-7179, www.global.ihs.com

Send comments (with copy to psa@ansi.org) to: Edward Mikoski, (571) 323-0253, emikoski@ecianow.org

ECA (Electronic Components Association)**New Standard**

BSR/EIA 296-F-201x, Lead Taping of Components in Axial Lead Configuration for Automatic Handling (new standard)

This standard is formulated to provide dimensions and tolerances necessary to tape axial leaded components after manufacture so that they can be automatically handled. Axial leaded components are leaded components with the lead egress concentric with the longitudinal axis centerline of the component body.

Single copy price: \$69.00

Order from: Global Engineering Documents, (800) 854-7179, www.global.ihs.com

Send comments (with copy to psa@ansi.org) to: Edward Mikoski, (571) 323-0253, emikoski@ecianow.org

ECA (Electronic Components Association)**New Standard**

BSR/EIA 975-201x, Specification for Mini Multilane 10 Gb/s 4X Unshielded Receptacle Shell and Plug (new standard)

This specification defines the plug, guide/strain relief shell, and latching requirements for the mini multilane unshielded shell and plug connectors.

Single copy price: \$60.00

Obtain an electronic copy from: global.ihs.com (877) 413-5184

Order from: Global Engineering Documents, (800) 854-7179, www.global.ihs.com

Send comments (with copy to psa@ansi.org) to: Edward Mikoski, (571) 323-0253, emikoski@ecianow.org

ECA (Electronic Components Association)**New Standard**

BSR/EIA 976-201x, Specification for Mini Multilane 10 Gb/s 4X Shielded Receptacle Shell and Plug (new standard)

This specification defines the plug, guide/strain relief shell, and latching requirements for the mini multilane shielded shell and plug connectors.

Single copy price: \$60.00

Obtain an electronic copy from: global.ihs.com (877) 413-5184

Order from: Global Engineering Documents, (800) 854-7179, www.global.ihs.com

Send comments (with copy to psa@ansi.org) to: Edward Mikoski, (571) 323-0253, emikoski@ecianow.org

EOS/ESD (ESD Association, Inc.)**Revision**

BSR/ESD STM3.1-201x, ESD Association Draft Standard Test Method for the Protection of Electrostatic Discharge Susceptible Items - Ionization (revision of ANSI/ESD STM3.1-1991 (R2006))

This standard test method establishes measurement techniques, under specified conditions, to determine offset voltage (ion balance) and discharge (charge neutralization) time for ionizers. This standard test method does not include measurements of electromagnetic interference (EMI), or uses of ionizers in connection with ordnance, flammables, explosive items, or electrically initiated explosive devices.

Single copy price: 105.00 (List)/\$75.00 (ESD Members) [hardcopy]; SC: \$130.00 (List)/\$100.00 (ESD Members) [softcopy]

Obtain an electronic copy from: cearl@esda.org

Order from: Christina Earl, (315) 339-6937, cearl@esda.org

Send comments (with copy to psa@ansi.org) to: Same

IAPMO (ASSE Chapter) (ASSE International Chapter of IAPMO)**Reaffirmation**

BSR/ASSE 1003-2009 (R201x), Performance Requirements for Water Pressure Reducing Valves for Domestic Water Distribution Systems (reaffirmation of ANSI/ASSE 1003-2010)

The purpose of a water-pressure reducing valve for domestic water-distribution systems is to reduce static and flowing pressures in water-distribution systems. Devices covered by this standard are self-contained, direct-acting, single-diaphragm types. Devices shall be permitted to have an integral strainer, separate strainer connected to the valve inlet, or be without strainer. Devices shall be permitted to be with or without an integral by-pass relief valve.

Single copy price: Free

Obtain an electronic copy from: conrad.jahrling@asse-plumbing.org

Order from: Conrad Jahrling, (708) 995-3017, conrad.jahrling@asse-plumbing.org

Send comments (with copy to psa@ansi.org) to: Same (When e-mailing, please have "PR1003" in the subject line)

ICC (International Code Council)**New Standard**

BSR/ICC 900/SRCC 300-201x, Standard for Solar Water Heating Systems (new standard)

This standard establishes minimum requirements for the system design, performance evaluation, and installation instructions of solar water-heating systems. This standard establishes a methodology for rating the performance of solar water-heating systems based on performance projections and solar collector test data. This standard is applicable to residential and commercial solar water-heating systems intended for use within swimming-pool-heating, building-space-heating, building-space-cooling, and/or water-heating systems. It is applicable to both direct and indirect solar water-heating systems.

Single copy price: Free

Obtain an electronic copy from: <http://www.iccsafe.org/cs/standards/IS-STSC/Pages/default.aspx>

Order from: Edward Wirtschoreck, (888) 422-7233, ewirtschoreck@iccsafe.org

Send comments (with copy to psa@ansi.org) to: Same

ICC (International Code Council)**New Standard**

BSR/ICC 901/SRCC 100-201x, Standard for Solar Thermal Collectors (new standard)

This standard establishes minimum requirements for the design, construction, performance and testing of liquid- and air-heating solar thermal collectors, including those containing distributed assembly and integral concentrating components and integral storage and non-separable thermosiphon units. This standard is applicable to solar collectors intended for use within swimming pool and spa heating, building space heating and cooling, water heating systems, industrial/commercial process heating, and thermal input to electrical power production systems.

Single copy price: Free

Obtain an electronic copy from: <http://www.iccsafe.org/cs/standards/IS-STSC/Pages/default.aspx>

Order from: Edward Wirtschoreck, (888) 422-7233, ewirtschoreck@iccsafe.org

Send comments (with copy to psa@ansi.org) to: Same

IIAR (International Institute of Ammonia Refrigeration)**Revision**

BSR/IIAR 2-201x, Standard for the Safe Design of Closed-Circuit Ammonia Refrigeration Systems (revision, redesignation and consolidation of ANSI/IIAR 2-2008, ANSI/IIAR 2-2012, Addendum B)

The standard is being revised and shall provide the minimum requirements for the application and design of ammonia refrigeration systems.

Single copy price: \$40.00, or free until review period is over

Obtain an electronic copy from: tony_lundell@iiar.org

Order from: Eric Smith, (703) 312-4200, eric.smith@iiar.org

Send comments (with copy to psa@ansi.org) to: Same

TIA (Telecommunications Industry Association)**New Standard**

BSR/TIA 102.BAJC-A-201x, Tier 2 Location Services Specification (new standard)

The Tier 2 Location Service provides a location request/response protocol that allows a Location Service Host to make a request for location information from an SU or MDP, providing parameters that control the transmission of location information. Immediate or periodic reports can be requested, and reports can be requested base on triggering events. The service can be used between SUs in the Direct Data or Repeated Data configurations, or between an SU and a DH in the Conventional FNE Data or Trunked FNE Data configurations. The location information is provided in an XML-based protocol and is compressed using using the W3C EXI recommendation.

Single copy price: \$256.00

Obtain an electronic copy from: standards@tiaonline.org

Order from: Telecommunications Industry Association (TIA), standards@tiaonline.org

Send comments (with copy to psa@ansi.org) to: Same

TIA (Telecommunications Industry Association)**Revision**

BSR/TIA 862-B-201x, Structured Cabling Infrastructure Standard for Intelligent Building Systems (revision and redesignation of ANSI/TIA 862-A -2011)

This Standard specifies minimum requirements for intelligent building system cabling infrastructure including cabling topology, architecture, design and installation practices, test procedures, and components. The cabling infrastructure specified by this Standard is intended to support a wide range of systems, particularly those that utilize or can utilize IP-based infrastructure. Justification: Revision of the document to include additional information regarding cabling supporting intelligent building systems.

Single copy price: \$103.00

Obtain an electronic copy from: standards@tiaonline.org

Order from: Telecommunications Industry Association (TIA), standards@tiaonline.org

Send comments (with copy to psa@ansi.org) to: Same

UL (Underwriters Laboratories, Inc.)**Reaffirmation**

BSR/UL 5C-2010 (R201x), Standard for Safety for Surface Raceways and Fittings for Use with Data, Signal, and Control Circuits (reaffirmation of ANSI/UL 5C-2010)

(1) Reaffirmation and continuance of the second edition of the Standard for Safety for Surface Raceways and Fittings for Use with Data, Signal, and Control Circuits, UL 5C, as an American National Standard.

Single copy price: Contact comm2000 for pricing and delivery options

Obtain an electronic copy from: <http://www.comm-2000.com>

Order from: comm2000

Send comments (with copy to psa@ansi.org) to: Edward Minasian, (631) 546-3305, Edward.D.Minasian@ul.com

UL (Underwriters Laboratories, Inc.)**Reaffirmation**

BSR/UL 252A-2010 (R201x), Standard for Safety for Compressed Gas Regulator Accessories (reaffirmation of ANSI/UL 252A-2010)

Reaffirmation of the fourth edition of the Standard for Safety for Compressed Gas Regulator Accessories, UL 252A, as an American National Standard. UL 252A covers accessories intended for direct connection to the low- or delivery-pressure side of compressed gas regulators. These devices are not intended for direct connection to high or storage-cylinder pressures. Accessories covered by these requirements are intended for use with compressed gases such as air, carbon dioxide, inert gases, fuel gases, nitrogen, nitrous oxide, and oxygen.

Single copy price: Contact comm2000 for pricing and delivery options

Obtain an electronic copy from: <http://www.comm-2000.com>

Order from: comm2000

Send comments (with copy to psa@ansi.org) to: Barbara Davis, (408) 754-6722, Barbara.J.Davis@ul.com

UL (Underwriters Laboratories, Inc.)**Revision**

BSR/UL 796F-201x, Standard for Safety for Flexible Materials Interconnect Constructions (revision of ANSI/UL 796F-2012)

This proposal for UL 796F covers the revision of various construction and performance requirements in the standard.

Single copy price: Contact comm2000 for pricing and delivery options

Obtain an electronic copy from: <http://www.comm-2000.com>

Order from: comm2000

Send comments (with copy to psa@ansi.org) to: Derrick Martin, (408) 754-6656, Derrick.L.Martin@ul.com

Comment Deadline: January 13, 2015**ASME (American Society of Mechanical Engineers)****Withdrawal**

ANSI/ASME B18.2.3.6M-1979 (R2006), Metric Heavy Hex Bolts (withdrawal of ANSI/ASME B18.2.3.6M-1979 (R2006))

This standard covers the complete general and dimensional data for metric heavy hex bolts recognized as "American National Standard."

Single copy price: \$35.00

For Reaffirmations and Withdrawn standards, please view our catalog at <http://www.asme.org/kb/standards>.

Send comments (with copy to psa@ansi.org) to: Calvin Gomez, (212) 591-7021, gomezcc@asme.org

Call for Members (ANS Consensus Bodies)

Directly and materially affected parties who are interested in participating as a member of an ANS consensus body for the standards listed below are requested to contact the sponsoring standards developer directly and in a timely manner.

ASSE (ASC Z359) (American Society of Safety Engineers)

Office: 1800 East Oakton Street
Des Plaines, IL 60018-2187

Contact: *Timothy Fisher*

Phone: (847) 768-3411

Fax: (847) 296-9221

E-mail: TFisher@ASSE.org

BSR ASSE Z359.19-201x, Requirements for Rigid Horizontal Rail Anchorage Systems (new standard)

ECA (Electronic Components Association)

Office: 2214 Rock Hill Road
Suite 170
Herndon, VA 20170-4212

Contact: *Laura Donohoe*

Phone: (571) 323-0294

Fax: (571) 323-0245

E-mail: ldonohoe@ecianow.org

BSR/EIA 198-3-10-201x, Multilayer (Monolithic), Unencapsulated, Ceramic Dielectric, Surface-Mount Low Inductance Chip Capacitors and Multi-Terminal Low Inductance Capacitors (new standard)

Obtain an electronic copy from: global.ihs.com (800) 854-7179

BSR/EIA 296-F-201x, Lead Taping of Components in Axial Lead Configuration for Automatic Handling (new standard)

BSR/EIA 364-15B-201x, Contact Strength Test Procedure for Electrical Connectors (revision and redesignation of ANSI/EIA 364-15A-2006 (R2012))

BSR/EIA 975-201x, Specification for Mini Multilane 10 Gb/s 4X Unshielded Receptacle Shell and Plug (new standard)

Obtain an electronic copy from: global.ihs.com (877) 413-5184

BSR/EIA 976-201x, Specification for Mini Multilane 10 Gb/s 4X Shielded Receptacle Shell and Plug (new standard)

Obtain an electronic copy from: global.ihs.com (877) 413-5184

LIA (ASC Z136) (Laser Institute of America)

Office: 13501 Ingenuity Drive
Suite 128
Orlando, FL 32826

Contact: *Barbara Sams*

Phone: (407) 380-1553

Fax: (407) 380-5588

E-mail: bsams@lia.org

BSR Z136.9-201x, Standard for Safe Use of Lasers in Manufacturing Environments (revision of ANSI Z136.9-2013)

NSF (NSF International)

Office: 789 N. Dixboro Road
Ann Arbor, MI 48105

Contact: *Mindy Costello*

Phone: (734) 827-6819

Fax: (734) 827-7875

E-mail: mcostello@nsf.org

BSR/NSF 14-201x (i69r1), Plastics piping system components and related materials (revision of ANSI/NSF 14-2014)

BSR/NSF 140-201x (i25r3), Sustainability Assessment for Carpet (revision of ANSI/NSF 140-2013)

BSR/NSF 140-201x (i28r1), Sustainability Assessment for Carpet (revision of ANSI/NSF 140-2013)

TIA (Telecommunications Industry Association)

Office: 1320 North Courthouse Road
Suite 200
Arlington, VA 22201

Contact: *Teesha Jenkins*

Phone: (703) 907-7706

Fax: (703) 907-7727

E-mail: standards@tiaonline.org

BSR/TIA 102.BAJC-A-201x, Tier 2 Location Services Specification (new standard)

Obtain an electronic copy from: standards@tiaonline.org

BSR/TIA 862-B-201x, Structured Cabling Infrastructure Standard for Intelligent Building Systems (revision and redesignation of ANSI/TIA 862-A-2011)

Obtain an electronic copy from: TIA

UL (Underwriters Laboratories, Inc.)

Office: 1285 Walt Whitman Road
Melville, NY 11747-3081

Contact: *Edward Minasian*

Phone: (631) 546-3305

Fax: (631) 439-6757

E-mail: Edward.D.Minasian@ul.com

BSR/UL 5C-2010 (R201x), Standard for Safety for Surface Raceways and Fittings for Use with Data, Signal, and Control Circuits (reaffirmation of ANSI/UL 5C-2010)

Obtain an electronic copy from: <http://www.comm-2000.com>

Final Actions on American National Standards

The standards actions listed below have been approved by the ANSI Board of Standards Review (BSR) or by an ANSI-Audited Designator, as applicable.

ASA (ASC S2) (Acoustical Society of America)

Reaffirmation

ANSI/ASA S2.4-1976 (R2014), Method for Specifying the Characteristics of Auxiliary Analog Equipment for Shock and Vibration Measurements (reaffirmation and redesignation of ANSI S2.4-1976 (R2004)): 11/5/2014

ASA (ASC S3) (Acoustical Society of America)

Revision

- * ANSI ASA S3.22-2014, Specification of Hearing Aid Characteristics (revision of ANSI/ASA S3.22-2009a): 11/10/2014

ASME (American Society of Mechanical Engineers)

Revision

ANSI/ASME B18.31.3-2014, Threaded Rod (Inch Series) (revision of ANSI/ASME B18.31.3-2009): 11/10/2014

ASTM (ASTM International)

Reaffirmation

ANSI/ASTM D4865-2009 (R2014), Guide for Generation and Dissipation of Static Electricity in Petroleum Fuel Systems (reaffirmation of ANSI/ASTM D4865-2009): 10/21/2014

ANSI/ASTM D5001-2014 (R2014), Test Method for Measurement of Lubricity of Aviation Turbine Fuels by the Ball-on-Cylinder Lubricity Evaluator (BOCLE) (reaffirmation of ANSI/ASTM D5001-2014): 10/21/2014

ANSI/ASTM F2608-2007 (R2014), Test Method for Determining the Change in Room Air Particulate Counts as a Result of the Vacuum Cleaning Process (reaffirmation of ANSI/ASTM F2608-2007): 10/21/2014

Revision

ANSI/ASTM D1322-2014, Test Method for Smoke Point of Kerosine and Aviation Turbine Fuel (revision of ANSI/ASTM D1322-2012): 10/21/2014

ANSI/ASTM D1655-2014, Specification for Aviation Turbine Fuels (revision of ANSI/ASTM D1655-2014): 10/21/2014

ANSI/ASTM D3241-2014, Test Method for Thermal Oxidation Stability of Aviation Turbine Fuels (revision of ANSI/ASTM D3241-2014): 10/21/2014

ANSI/ASTM D5364-2014, Guide for Design, Fabrication, and Erection of Fiberglass Reinforced (FRP) Plastic Chimney Liners with Coal-Fired Units (revision of ANSI/ASTM D5364-2008): 10/21/2014

ANSI/ASTM D7547-2014, Specification for Hydrocarbon Unleaded Aviation Gasoline (revision of ANSI/ASTM D7547-2014): 10/21/2014

ANSI/ASTM D7566-2014, Specification for Aviation Turbine Fuel Containing Synthesized Hydrocarbons (revision of ANSI/ASTM D7566-2014): 10/21/2014

ANSI/ASTM D7719-2014, Specification for High-Octane Unleaded Fuel (revision of ANSI/ASTM D7719-2014): 10/21/2014

ANSI/ASTM E2282-2014, Guide for Defining the Test Result of a Test Method (revision of ANSI/ASTM E2282-2013): 10/21/2014

ANSI/ASTM E2587-2014, Practice for Use of Control Charts in Statistical Process Control (revision of ANSI/ASTM E2587-2012): 10/21/2014

ANSI/ASTM E2655-2014, Guide for Reporting Uncertainty of Test Results and Use of the Term Measurement Uncertainty in ASTM Test Methods (revision of ANSI/ASTM E2655-2008): 10/21/2014

ANSI/ASTM E2709-2014, Practice for Demonstrating Capability to Comply with an Acceptance Procedure (revision of ANSI/ASTM E2709-2012): 10/21/2014

ANSI/ASTM E2935-2014, Practice for Conducting Equivalence Testing in Laboratory Applications (revision of ANSI/ASTM E2935-2013): 10/21/2014

ATIS (Alliance for Telecommunications Industry Solutions)

New Standard

ANSI/ATIS 1000060-2014, Emergency Telecommunications Service (ETS): Long Term Evolution (LTE) Access Network Security Requirements for National Security/Emergency Preparedness (NS/EP) Next Generation Network (NGN) Priority Services (new standard): 11/10/2014

NEMA (ASC C136) (National Electrical Manufacturers Association)

Revision

ANSI C136.14-2014, Roadway and Area Lighting Equipment - Elliptically Shaped, Enclosed Side-mounted Luminaires for Horizontal-burning High-intensity Discharge Lamps (revision of ANSI C136.14-2004 (R2009)): 11/12/2014

NSF (NSF International)

Revision

- * ANSI/NSF 46-2014 (i24r1), Plumbing System Components for Recreational Vehicles (revision of ANSI/NSF 24-2010): 11/4/2014
- * ANSI/NSF 46-2014 (i25r1), Evaluation of Components Used in Wastewater Treatment Systems (revision of ANSI/NSF 46-2013): 11/4/2014
- * ANSI/NSF 49-2014 (i72r1), Biosafety Cabinetry: Design, Construction, Performance, and Field Certification (revision of ANSI/NSF 49-2012): 11/10/2014
- * ANSI/NSF 305-2014 (i20r1), Personal Care Products Containing Organic Ingredients (revision of ANSI/NSF 305-2011): 11/4/2014

TCNA (ASC A108) (Tile Council of North America)

Revision

- * ANSI A118.10-2014, Specifications for Load Bearing, Bonded, Waterproof Membranes for Thin-Set Ceramic Tile and Dimension Stone Installation (revision of ANSI A118.10-2008a): 11/7/2014

- * ANSI A118.12-2014, Specifications for Crack Isolation Membranes for Thin-Set Ceramic Tile and Dimension Stone Installation (revision of ANSI A118.12-2008a): 11/7/2014
- * ANSI A118.13-2014, Specifications for Bonded Sound Reduction Membranes for Thin-Set Ceramic Tile Installation (revision of ANSI A118.13-2010): 11/7/2014

TIA (Telecommunications Industry Association)

Addenda

ANSI/TIA 568-C.2-2-2014, Balanced Twisted-Pair Telecommunications Cabling and Components Standard, Addendum 2: Additional Considerations for Category 6A Patch Cord Testing (addenda to ANSI/TIA 568-C.2-2009): 11/7/2014

UL (Underwriters Laboratories, Inc.)

New Standard

ANSI/UL 962-2014, Standard for Safety for Household and Commercial Furnishings (new standard): 11/7/2014

ANSI/UL 3730-2014, Standard for Photovoltaic Junction Boxes (new standard): 11/11/2014

ANSI/UL 3730-2014a, Standard for Photovoltaic Junction Boxes (new standard): 11/11/2014

Reaffirmation

ANSI/UL 61010-031-2010 (R2014), Standard for Safety for Electrical Equipment for Measurement, Control, and Laboratory Use - Part 031: Safety Requirements for Hand-Held Probe Assemblies for Electrical Measurement and Test (reaffirmation of ANSI/UL 61010-031-2010): 11/7/2014

Revision

ANSI/UL 144-2014, Standard for Safety for LP-Gas Regulators (revision of ANSI/UL 144-2014): 11/5/2014

- * ANSI/UL 499-2014, Standard for Electric Heating Appliances (revision of ANSI/UL 499-2013): 11/7/2014

- * ANSI/UL 858-2014, Standard for Household Electric Ranges (revision of ANSI/UL 858-2010): 11/7/2014

ANSI/UL 858-2014a, Standard for Household Electric Ranges (revision of ANSI/UL 858-2010): 11/7/2014

ANSI/UL 1557-2014, Standard for Safety for Electrically Isolated Semiconductor Devices (Proposal dated 8/29/14) (revision of ANSI/UL 1557-2013): 11/7/2014

ANSI/UL 1738-2014a, Standard for Safety for Venting Systems for Gas-Burning Appliances, Categories II, III, and IV (revision of ANSI/UL 1738-2014): 11/7/2014

ANSI/UL 2061-2014a, Standard for Safety for Adapters and Cylinder Connection Devices for Portable LP-Gas Cylinder Assemblies (revision of ANSI/UL 2061-2014): 11/7/2014

Project Initiation Notification System (PINS)

ANSI Procedures require notification of ANSI by ANSI-accredited standards developers (ASD) of the initiation and scope of activities expected to result in new or revised American National Standards (ANS). Early notification of activity intended to reaffirm or withdraw an ANS and in some instances a PINS related to a national adoption is optional. The mechanism by which such notification is given is referred to as the PINS process. For additional information, see clause 2.4 of the ANSI Essential Requirements: Due Process Requirements for American National Standards.

Following is a list of proposed actions and new ANS that have been received recently from ASDs. Please also review the section in Standards Action entitled "American National Standards Maintained Under Continuous Maintenance" for additional or comparable information with regard to standards maintained under the continuous maintenance option. To view information about additional standards for which a PINS has been submitted and to search approved ANS, please visit www.NSSN.org, which is a database of standards information. Note that this database is not exhaustive.

Directly and materially affected interests wishing to receive more information or to submit comments are requested to contact the standards developer directly within 30 days of the publication of this announcement.

ASME (American Society of Mechanical Engineers)

Office: Two Park Avenue
New York, NY 10016

Contact: *Mayra Santiago*

Fax: (212) 591-8501

E-mail: ansibox@asme.org

BSR/ASME B107.100-201x, Flat Wrenches (revision of ANSI/ASME B107.100-2010)

Stakeholders: Manufacturers, distributors, and users of flat wrenches.

Project Need: Revised to reflect the state of the art.

The purpose of B107.100 is to define essential performance and safety requirements specifically applicable to combination wrenches; box wrenches, double head; open end wrenches, double head; flare nut; adjustable wrenches; and ratcheting box wrenches. It specifies test methods to evaluate performance related to the defined requirements and safety, and indicates limitations of safe use.

BSR/ASME PTC 25-201x, Pressure Relief Devices (revision of ANSI/ASME PTC 25-2014)

Stakeholders: Pressure relief device manufacturers, users, and testing laboratories.

Project Need: Revise the current 2014 edition based on changes in technology.

This Code provides standards for conducting and reporting tests on reclosing and nonreclosing pressure-relief devices normally used to terminate an abnormal internal or external rise in pressure above a predetermined design value in boilers, pressure vessels, and related piping equipment. This Code covers the methods and procedures to determine relieving capacity and additional operating characteristics that may be required for certification or other purposes by other codes.

BSR/ASME PTC 47.4-201x, Performance Test Code for the Power Block of an Integrated Gasification Combined Cycle Power Plant (new standard)

Stakeholders: Refineries, power plants.

Project Need: To provide procedures for the conduct of a performance test code of power block of an Integrated Gasification Combined Cycle (IGCC).

This Code applies to combined cycle power plants (Power Blocks) that operate in conjunction with a gasification plant, an integrated gasification combined cycle (IGCC) power plant, or an IGCC cogeneration plant. This Code does not apply to power blocks other than those associated with IGCC plants.

ASSE (ASC Z359) (American Society of Safety Engineers)

Office: 1800 East Oakton Street
Des Plaines, IL 60018-2187

Contact: *Timothy Fisher*

Fax: (847) 296-9221

E-mail: TFisher@ASSE.org

BSR ASSE Z359.19-201X, Requirements for Rigid Horizontal Rail Anchorage Systems (new standard)

Stakeholders: Safety, health, and environmental professionals with fall protection/arrest hazards and exposures.

Project Need: Based upon the consensus of the members of the Z359 Fall Protection Committee and the standards leadership team of the American Society of Safety Engineers.

This standard establishes requirements for the design, performance, qualification testing, test methods, marking, instruction, training, inspection, use, maintenance, and removal from service of engineered rigid horizontal rail anchorage subsystems designed for the attachment of components of a personal fall protection system

ASTM (ASTM International)

Office: 100 Barr Harbor Drive
West Conshohocken, PA 19428-2959

Contact: *Corice Leonard*

Fax: (610) 834-3683

E-mail: accreditation@astm.org

BSR/ASTM WK47658-201x, New Test Method for Standard Test Method for Using Reflectance Spectra to Produce an Index of Temperature Rise in Polymeric Siding (new standard)

Stakeholders: Plastic Building Products industry.

Project Need: This test method uses reflectance spectra from the ultraviolet, visible, and near infrared region to produce an index of the temperature rise of polymeric siding above ambient temperature that occurs due to absorption of the sun's energy.

<http://www.astm.org/DATABASE.CART/WORKITEMS/WK47658.htm>

BSR/ASTM WK47678-201x, New Practice for Equipment, Instrumentation and Procedures related to Fire Tests Measuring the Fire Endurance of Assemblies (new standard)

Stakeholders: Fire Resistance industry.

Project Need: This standard practice describes equipment, instrumentation, and procedures used to conduct fire tests that measure the fire endurance of assemblies. The equipment, instrumentation, and procedures are used to conduct tests described in ASTM Standards E119, E814, E1529, E1725, E1966, and E2336.

<http://www.astm.org/DATABASE.CART/WORKITEMS/WK47678.htm>

ATIS (Alliance for Telecommunications Industry Solutions)

Office: 1200 G Street, NW
Suite 500
Washington, DC 20005

Contact: *Kerriane Conn*

Fax: (202) 347-7125

E-mail: kconn@atis.org

BSR/ATIS 1000065-201x, ETS EPC Network Element Requirements
(new standard)

Stakeholders: Communication industry.

Project Need: To ensure that ETS is implementable and interoperable in a multi-vendor IP environment, there is a need to define the requirements for the Evolved Packet Core (EPC) Network Element Requirements.

To ensure that ETS is implementable and interoperable in a multi-vendor IP environment, there is a need to define the requirements for the Evolved Packet Core (EPC) Network Element Requirements.

ECA (Electronic Components Association)

Office: 2214 Rock Hill Road
Suite 170
Herndon, VA 20170-4212

Contact: *Laura Donohoe*

Fax: (571) 323-0245

E-mail: ldonohoe@ecianow.org

BSR/EIA 364-15B-201x, Contact Strength Test Procedure for Electrical Connectors (revision and redesignation of ANSI/EIA 364-15A-2006 (R2012))

Stakeholders: Electronics, electrical, and telecommunications industries.

Project Need: Revise and redesignate the current American National Standard.

This standard establishes a test method to determine the tensile strength of a crimped contact-to-conductor joint. The values obtained give an indication of the relative strength of the joints.

LIA (ASC Z136) (Laser Institute of America)

Office: 13501 Ingenuity Drive
Suite 128
Orlando, FL 32826

Contact: *Barbara Sams*

Fax: (407) 380-5588

E-mail: bsams@lia.org

BSR Z136.9-201x, Standard for Safe Use of Lasers in Manufacturing Environments (revision of ANSI Z136.9-2013)

Stakeholders: Laser and laser system manufacturers; automation and assembly-line integrators (third party integrators), industrial robotics manufacturers and integrators; laser users in automotive manufacturing, aerospace manufacturing, metal and non-metal fabrication industry; semiconductor and electronics fabrication and assembly operations; and general and commercial manufacturing operations.

Project Need: The objective of the revision is to update and improve the standard created to supply reasonable and adequate guidance for the safe use of lasers and laser systems employed in all manufacturing environments.

This standard provides recommendations for the safe use of lasers and laser systems in manufacturing that operates at wavelengths between 180 nm and 1 mm.

American National Standards Maintained Under Continuous Maintenance

The ANSI Essential Requirements: Due Process Requirements for American National Standards provides two options for the maintenance of American National Standards (ANS): periodic maintenance (see clause 4.7.1) and continuous maintenance (see clause 4.7.2). Continuous maintenance is defined as follows:

The standard shall be maintained by an accredited standards developer. A documented program for periodic publication of revisions shall be established by the standards developer. Processing of these revisions shall be in accordance with these procedures. The published standard shall include a clear statement of the intent to consider requests for change and information on the submittal of such requests. Procedures shall be established for timely, documented consensus action on each request for change and no portion of the standard shall be excluded from the revision process. In the event that no revisions are issued for a period of four years, action to reaffirm or withdraw the standard shall be taken in accordance with the procedures contained in the ANSI Essential Requirements.

The Executive Standards Council (ExSC) has determined that for standards maintained under the Continuous Maintenance option, separate PINS announcements are not required. The following ANSI Accredited Standards Developers have formally registered standards under the Continuous Maintenance option.

- AAMI (Association for the Advancement of Medical Instrumentation)
- AAMVA (American Association of Motor Vehicle Administrators)
- AGA (American Gas Association)
- AGSC (Auto Glass Safety Council)
- ASC X9 (Accredited Standards Committee X9, Incorporated)
- ASHRAE (American Society of Heating, Refrigerating and Air-Conditioning Engineers, Inc.)
- ASME (American Society of Mechanical Engineers)
- ASTM (ASTM International)
- GBI (The Green Building Initiative)
- GEIA (Greenguard Environmental Institute)
- HL7 (Health Level Seven)
- IESNA (The Illuminating Engineering Society of North America)
- MHI (ASC MH10) (Material Handling Industry)
- NAHBRC (NAHB Research Center, Inc.)
- NBBPVI (National Board of Boiler and Pressure Vessel Inspectors)
- NCPDP (National Council for Prescription Drug Programs)
- NISO (National Information Standards Organization)
- NSF (NSF International)
- PRCA (Professional Ropes Course Association)
- RESNET (Residential Energy Services Network)
- TIA (Telecommunications Industry Association)
- UL (Underwriters Laboratories, Inc.)

To obtain additional information with regard to these standards, including contact information at the ANSI Accredited Standards Developer, please visit *ANSI Online* at www.ansi.org/asd, select "Standards Activities," click on "Public Review and Comment" and "American National Standards Maintained Under Continuous Maintenance." This information is also available directly at www.ansi.org/publicreview.

Alternatively, you may contact the Procedures & Standards Administration department (PSA) at psa@ansi.org or via fax at 212-840-2298. If you request that information be provided via E-mail, please include your E-mail address; if you request that information be provided via fax, please include your fax number. Thank you.

ANSI-Accredited Standards Developers Contact Information

The addresses listed in this section are to be used in conjunction with standards listed in PINS, Call for Comment and Final Actions. This section is a list of developers who have submitted standards for this issue of *Standards Action* – it is not intended to be a list of all ANSI-Accredited Standards Developers. Please send all address corrections to Standards Action Editor at standact@ansi.org.

<p>AAMI Association for the Advancement of Medical Instrumentation 4301 N Fairfax Drive Suite 301 Arlington, VA 22203-1633 Phone: (703) 253-8261 Fax: (703) 276-0793 Web: www.aami.org</p>	<p>ASQ (ASC Z1) American Society for Quality 600 N Plankinton Ave Milwaukee, WI 53203 Phone: (414) 272-8575 Web: www.asq.org</p>	<p>ECA Electronic Components Association 2214 Rock Hill Road Suite 170 Herndon, VA 20170-4212 Phone: (571) 323-0294 Fax: (571) 323-0245 Web: www.ecianow.org</p>	<p>NEMA (Canvass) National Electrical Manufacturers Association 1300 North 17th Street Suite 1752 Rosslyn, VA 22209 Phone: (703) 841-3285 Fax: (703) 841-3385 Web: www.nema.org</p>
<p>ABMA (ASC B3) American Bearing Manufacturers Association 2025 M Street, NW Suite 800 Washington, DC 20036-3309 Phone: (919) 481-2852 Fax: (919) 827-4587 Web: www.americanbearings.org</p>	<p>ASSE (Safety) American Society of Safety Engineers 1800 East Oakton Street Des Plaines, IL 60018-2187 Phone: (847) 768-3411 Fax: (847) 296-9221 Web: www.asse.org</p>	<p>EOS/ESD ESD Association 7900 Turin Rd., Bldg. 3 Rome, NY 13440 Phone: (315) 339-6937 Fax: (315) 339-6793 Web: www.esda.org</p>	<p>NSF NSF International 789 N. Dixboro Road Ann Arbor, MI 48105 Phone: (734) 827-6819 Fax: (734) 827-7875 Web: www.nsf.org</p>
<p>ADA (Organization) American Dental Association 211 E. Chicago Ave Chicago, IL 60611 Phone: (312) 440-2533 Fax: (312) 440-2529 Web: www.ada.org</p>	<p>ASTM ASTM International 100 Barr Harbor Drive West Conshohocken, PA 19428-2959 Phone: (610) 832-9744 Fax: (610) 834-3683 Web: www.astm.org</p>	<p>IAPMO (ASSE Chapter) ASSE International Chapter of IAPMO 18927 Hickory Creek Dr Suite 220 Mokena, IL 60448 Phone: (708) 995-3017 Fax: (708) 479-6139 Web: www.asse-plumbing.org</p>	<p>TCNA (ASC A108) Tile Council of North America 100 Clemson Research Blvd. Anderson, SC 29625 Phone: (864) 646-8453 Fax: (864) 646-2821 Web: www.tileusa.com</p>
<p>ASA (ASC S12) Acoustical Society of America 1305 Walt Whitman Rd Suite 300 Melville, NY 11747 Phone: (631) 390-0215 Fax: (631) 923-2875 Web: www.acousticalsociety.org</p>	<p>ATIS Alliance for Telecommunications Industry Solutions 1200 G Street, NW Suite 500 Washington, DC 20005 Phone: (202) 434-8841 Fax: (202) 347-7125 Web: www.atis.org</p>	<p>ICC International Code Council 4051 West Flossmoor Road Country Club Hills, IL 60478-5795 Phone: (888) 422-7233 Fax: (708) 799-0320 Web: www.iccsafe.org</p>	<p>TIA Telecommunications Industry Association 1320 North Courthouse Road Suite 200 Arlington, VA 22201 Phone: (703) 907-7706 Fax: (703) 907-7727 Web: www.tiaonline.org</p>
<p>ASABE American Society of Agricultural and Biological Engineers 2950 Niles Road Saint Joseph, MI 49085 Phone: (269) 932-7015 Fax: (269) 429-3852 Web: www.asabe.org</p>	<p>AWS American Welding Society 8669 NW 36th Street Suite #130 Miami, FL 33166-6672 Phone: (800) 443-9353 Fax: (305) 443-5951 Web: www.aws.org</p>	<p>IIAR International Institute of Ammonia Refrigeration 1001 N. Fairfax Street Suite 503 Alexandria, VA 22314-1797 Phone: (703) 312-4200 Fax: (703) 312-0065 Web: www.iiar.org</p>	<p>UL Underwriters Laboratories, Inc. 455 E Trimble Road San Jose, CA 95131-1230 Phone: (408) 754-6722 Fax: (408) 754-6722 Web: www.ul.com</p>
<p>ASME American Society of Mechanical Engineers Two Park Avenue New York, NY 10016 Phone: (212) 591-8521 Fax: (212) 591-8501 Web: www.asme.org</p>	<p>CSA CSA Group 8501 E. Pleasant Valley Road Cleveland, OH 44131 Phone: (216) 524-4990 Fax: (216) 520-8979 Web: www.csa-america.org</p>	<p>LIA (ASC Z136) Laser Institute of America 13501 Ingenuity Drive Suite 128 Orlando, FL 32826 Phone: (407) 380-1553 Fax: (407) 380-5588 Web: www.laserinstitute.org</p>	



ISO Draft International Standards

This section lists proposed standards that the International Organization for Standardization (ISO) is considering for approval. The proposals have received substantial support within the technical committees or subcommittees that developed them and are now being circulated to ISO members for comment and vote. Standards Action readers interested in reviewing and commenting on these documents should order copies from ANSI.

Comments

Comments regarding ISO documents should be sent to ANSI's ISO Team (isot@ansi.org). The final date for offering comments is listed after each draft.

Ordering Instructions

ISO Drafts can be made available by contacting ANSI's Customer Service department. Please e-mail your request for an ISO Draft to Customer Service at sales@ansi.org. When making your request, please provide the date of the Standards Action issue in which the draft document you are requesting appears.

AIRCRAFT AND SPACE VEHICLES (TC 20)

ISO/DIS 18238, Space systems - Closed loop problem solving management - 2/11/2015, \$58.00

IMPLANTS FOR SURGERY (TC 150)

ISO/DIS 11491, Implants for surgery - Test method for impact resistance of ceramic femoral head for hip joint prostheses - 2/7/2015, \$46.00

MATERIALS, EQUIPMENT AND OFFSHORE STRUCTURES FOR PETROLEUM AND NATURAL GAS INDUSTRIES (TC 67)

ISO/DIS 17781, Petroleum, petrochemical and natural gas industries - Test methods for quality control of microstructure of austenitic/ferritic (duplex) stainless steel - 12/12/2014, \$71.00

NUCLEAR ENERGY (TC 85)

ISO/ASTM DIS 52303, Guide for absorbed-dose mapping in radiation processing facilities - 12/9/2014, \$53.00

ISO/ASTM DIS 51026, Practice for using the Fricke reference-standard dosimetry system - 12/9/2014, \$53.00

PACKAGING (TC 122)

ISO/DIS 21067-2, Packaging - Vocabulary - Part 2: Packaging and the environment terms - 2/7/2015, \$46.00

PAINTS AND VARNISHES (TC 35)

ISO/DIS 4623-2, Paints and varnishes - Determination of resistance to filiform corrosion - Part 2: Aluminium substrates - 2/12/2015, \$46.00

PAPER, BOARD AND PULPS (TC 6)

ISO/DIS 11093-4, Paper and board - Testing of cores - Part 4: Measurement of dimensions - 2/7/2015, \$58.00

ROAD VEHICLES (TC 22)

ISO/DIS 15500-15, Road vehicles - Compressed natural gas (CNG) fuel system components - Part 15: Gas-tight housing and ventilation hose - 2/7/2015, \$33.00

SOLAR ENERGY (TC 180)

ISO/DIS 22975-1, Solar energy - Collector components and materials - Part 1: Evacuated tubes - Durability and performance - 2/12/2015, \$98.00

ISO/DIS 22975-2, Solar energy - Collector components and materials - Part 2: Heat-pipe for solar thermal application - Durability and performance - 2/12/2015, \$82.00

SPORTS AND RECREATIONAL EQUIPMENT (TC 83)

ISO/DIS 9838, Alpine and touring ski-bindings - Test soles for ski-binding tests - 2/7/2015, \$53.00

TECHNICAL DRAWINGS, PRODUCT DEFINITION AND RELATED DOCUMENTATION (TC 10)

ISO/DIS 16016, Technical product documentation - Protection notices for restricting the use of documents and products - 2/11/2015, \$46.00

ISO/DIS 18388, Technical product documentation (TPD) - Relief grooves - Types and dimensioning - 2/18/2015

TRADITIONAL CHINESE MEDICINE (TC 249)

ISO/DIS 18665, Traditional Chinese Medicine - Herbal decoction apparatus - 2/7/2015, \$40.00

ISO/DIS 18666, Traditional Chinese medicine - General requirements of moxibustion devices - 2/7/2015, \$58.00

TYRES, RIMS AND VALVES (TC 31)

ISO/DIS 10571, Tyres for mobile cranes and similar specialized machines - 2/7/2015, \$46.00

WELDING AND ALLIED PROCESSES (TC 44)

ISO/DIS 9013, Thermal cutting - Classification of thermal cuts - Geometrical product specification and quality tolerances - 2/12/2015, \$93.00

ISO/DIS 17777, Welding consumables - Covered electrodes for manual metal arc welding of copper and copper alloys - Classification - 2/14/2015, \$46.00

ISO/IEC JTC 1, Information Technology

ISO/IEC 15444-12/DAMd4, Information technology - JPEG 2000 image coding system - Part 12: ISO base media file format - Amendment 4: Various enhancements including support for large metadata - 11/2/2004, \$58.00



Newly Published ISO & IEC Standards

Listed here are new and revised standards recently approved and promulgated by ISO - the International Organization for Standardization – and IEC – the International Electrotechnical Commission. Most are available at the ANSI Electronic Standards Store (ESS) at www.ansi.org. All paper copies are available from Standards resellers (<http://webstore.ansi.org/faq.aspx#resellers>).

ISO Standards

INFORMATION AND DOCUMENTATION (TC 46)

[ISO 10161-1:2014](#), Information and documentation - Open Systems Interconnection - Interlibrary Loan Application Protocol Specification - Part 1: Protocol specification, \$295.00

NUCLEAR ENERGY (TC 85)

[ISO 17099:2014](#), Radiological protection - Performance criteria for laboratories using the cytokinesis block micronucleus (CBMN) assay in peripheral blood lymphocytes for biological dosimetry, \$165.00

OTHER

[IWA 13:2014](#), Multiple resource evaluation guideline, \$88.00

REFRIGERATION (TC 86)

[ISO 16494:2014](#), Heat recovery ventilators and energy recovery ventilators - Method of test for performance, \$180.00

ROAD VEHICLES (TC 22)

[ISO 16845-2:2014](#), Road vehicles - Controller area network (CAN) conformance test plan - Part 2: High-speed medium access unit with selective wake-up functionality, \$275.00

RUBBER AND RUBBER PRODUCTS (TC 45)

[ISO 815-2:2014](#), Rubber, vulcanized or thermoplastic - Determination of compression set - Part 2: At low temperatures, \$114.00

[ISO 11346:2014](#), Rubber, vulcanized or thermoplastic - Estimation of life-time and maximum temperature of use, \$88.00

STEEL (TC 17)

[ISO 683-3:2014](#), Heat-treatable steels, alloy steels and free-cutting steels - Part 3: Case-hardening steels, \$180.00

ISO Technical Reports

FLUID POWER SYSTEMS (TC 131)

[ISO/TR 16386:2014](#), Impact of changes in ISO fluid power particle counting - Contamination control and filter test standards, \$108.00

HYDROMETRIC DETERMINATIONS (TC 113)

[ISO/TR 13973:2014](#), Artificial recharge to groundwater, \$165.00

ISO/IEC JTC 1, Information Technology

[ISO/IEC 24744:2014](#), Software engineering - Metamodel for development methodologies, \$259.00

[ISO/IEC TS 30135-1:2014](#), Information technology - Digital publishing - EPUB3 - Part 1: EPUB3 Overview, \$132.00

[ISO/IEC TS 30135-2:2014](#), Information technology - Digital publishing - EPUB3 - Part 2: Publications, \$211.00

[ISO/IEC TS 30135-3:2014](#), Information technology - Digital publishing - EPUB3 - Part 3: Content Documents, \$189.00

[ISO/IEC TS 30135-4:2014](#), Information technology - Digital publishing - EPUB3 - Part 4: Open Container Format, \$149.00

[ISO/IEC TS 30135-5:2014](#), Information technology - Digital publishing - EPUB3 - Part 5: Media Overlay, \$156.00

[ISO/IEC TS 30135-6:2014](#), Information technology - Digital publishing - EPUB3 - Part 6: EPUB Canonical Fragment Identifier, \$114.00

[ISO/IEC TS 30135-7:2014](#), Information technology - Digital publishing - EPUB3 - Part 7: EPUB3 Fixed-Layout Documents, \$99.00

IEC Standards

ELECTRICAL INSTALLATIONS OF SHIPS AND OF MOBILE AND FIXED OFFSHORE UNITS (TC 18)

[IEC 61892-SER Ed. 1.0 en:2014](#), Mobile and fixed offshore units - Electrical installations - ALL PARTS, \$1602.00

[IEC 61892-5 Ed. 3.0 b:2014](#), Mobile and fixed offshore units - Electrical installations - Part 5: Mobile units, \$254.00

ELECTROMAGNETIC COMPATIBILITY (TC 77)

[IEC 61000-4-36 Ed. 1.0 en:2014](#), Electromagnetic compatibility (EMC) - Part 4-36: Testing and measurement techniques - IEMI immunity test methods for equipment and systems, \$351.00

FLAT PANEL DISPLAY DEVICES (TC 110)

[IEC 61747-2-2 Ed. 2.0 en:2014](#), Liquid crystal display devices - Part 2-2: Matrix colour LCD modules - Blank detail specification, \$85.00

LAMPS AND RELATED EQUIPMENT (TC 34)

[IEC 62386-101 Ed. 2.0 b:2014](#), Digital addressable lighting interface - Part 101: General requirements - System components, \$351.00

[IEC 62386-102 Ed. 2.0 b:2014](#), Digital addressable lighting interface - Part 102: General requirements - Control gear, \$411.00

[IEC 62386-103 Ed. 1.0 b:2014](#), Digital addressable lighting interface - Part 103: General requirements - Control devices, \$411.00

SOLAR PHOTOVOLTAIC ENERGY SYSTEMS (TC 82)

[IEC 62790 Ed. 1.0 b:2014](#), Junction boxes for photovoltaic modules - Safety requirements and tests, \$303.00

[IEC 62852 Ed. 1.0 b:2014](#), Connectors for DC-application in photovoltaic systems - Safety requirements and tests, \$278.00

TERMINOLOGY (TC 1)

[IEC 60050-561 Ed. 2.0 b:2014](#), International electrotechnical vocabulary - Part 561: Piezoelectric, dielectric and electrostatic devices and associated materials for frequency control, selection and detection, \$399.00

IEC Technical Reports

CABLES, WIRES, WAVEGUIDES, R.F. CONNECTORS, AND ACCESSORIES FOR COMMUNICATION AND SIGNALLING (TC 46)

[IEC/TR 62839-1 Ed. 1.0 en:2014](#), Environmental declaration - Part 1: Wires, cables and accessory products - Specific rules, \$85.00

Proposed Foreign Government Regulations

Call for Comment

U.S. manufacturers, exporters, regulatory agencies and standards developing organizations may be interested in proposed foreign technical regulations issued by Member countries of the World Trade Organization (WTO). In accordance with the WTO Agreement on Technical Barriers to Trade (TBT Agreement), Members are required to report proposed technical regulations that may significantly affect trade to the WTO Secretariat in Geneva, Switzerland. In turn, the Secretariat disseminates the information to all WTO Members. The purpose of this requirement is to provide global trading partners with an opportunity to review and comment on the regulations before they become final.

The National Center for Standards and Certification Information (NCSCI) at the National Institute of Standards and Technology

(NIST), distributes these proposed foreign technical regulations to U.S. stakeholders via an online service, Notify U.S. Notify U.S. is an e-mail and Web service that allows interested U.S. parties to register, obtain notifications, and read full texts of regulations from countries and for industry sectors of interest to them. To register for Notify U.S., please go to Internet URL: <http://www.nist.gov/notifyus/> and click on "Subscribe".

NCSCI is the WTO TBT Inquiry Point for the U.S. and receives all notifications and full texts of regulations to disseminate to U.S. Industry. For further information, please contact: NCSCI, NIST, 100 Bureau Drive, Gaithersburg, MD 20899-2160; Telephone: (301) 975-4040; Fax: (301) 926-1559; E-mail: ncsci@nist.gov or notifyus@nist.gov.

Information Concerning

American National Standards

INCITS Executive Board

ANSI Accredited SDO and US TAG to ISO/IEC JTC 1, Information Technology

The InterNational Committee for Information Technology Standards (INCITS), an ANSI accredited SDO, is the forum of choice for information technology developers, producers and users for the creation and maintenance of formal de jure IT standards. INCITS' mission is to promote the effective use of Information and Communication Technology through standardization in a way that balances the interests of all stakeholders and increases the global competitiveness of the member organizations.

The INCITS Executive Board serves as the consensus body with its oversight of programs of its 40+ Technical Committees. Additionally, the INCITS Executive Board exercises international leadership in its role as the US Technical Advisory Group (TAG) to ISO/IEC JTC 1, Information Technology.

The INCITS Executive Board has eleven membership categories that can be viewed at <http://www.incits.org/participation/membership-info>. Membership in all categories is always welcome. INCITS also seeks to broaden its membership base and looks to recruit new participants in the following under-represented membership categories:

- **Producer – Hardware**

This category primarily produces hardware products for the ITC marketplace.

- **Producer – Software**

This category primarily produces software products for the ITC marketplace.

- **Distributor**

This category is for distributors, resellers or retailers of conformant products in the ITC industry.

- **User**

This category includes entities that primarily reply on standards in the use of a products/service, as opposed to producing or distributing conformant products/services.

- **Consultants**

This category is for organizations whose principal activity is in providing consulting services to other organizations.

- **Standards Development Organizations and Consortia**

- o “Minor” an SDO or Consortia that (a) holds no TAG assignments; or (b) holds no SC TAG assignments, but does hold one or more Work Group (WG) or other subsidiary TAG assignments.

- **Academic Institution**

This category is for organizations that include educational institutions, higher education schools or research programs.

- **Other**

This category includes all organizations who do not meet the criteria defined in one of the other interest categories.

Membership in the INCITS Executive Board is open to all directly and materially affected parties in accordance with INCITS membership rules. To find out more about participating on the INCITS Executive Board, please contact Jennifer Garner at 202-626-5737 or jgarner@itic.org. Visit www.INCITS.org for more information regarding INCITS activities.

Calls for Members

Society of Cable Telecommunications

ANSI Accredited Standards Developer

SCTE, an ANSI-accredited SDO, is the primary organization for the creation and maintenance of standards for the cable telecommunications industry. SCTE's standards mission is to develop standards that meet the needs of cable system operators, content providers, network and customer premises equipment manufacturers, and all others who have an interest in the industry through a fair, balanced and transparent process.

SCTE is currently seeking to broaden the membership base of its ANS consensus bodies and is interested in new members in all membership categories to participate in new work in fiber-optic networks, advanced advertising, 3D television, and other important topics. Of particular interest is membership from the content (program and advertising) provider and user communities.

Membership in the SCTE Standards Program is open to all directly and materially affected parties as defined in SCTE's membership rules and operating procedures. More information is available at www.scte.org or by e-mail from standards@scte.org.

ANSI Accredited Standards Developers

Application for Accreditation

University of Texas Medical Branch (UTMB)

Comment Deadline: December 15, 2014

The University of Texas Medical Branch (UTMB) has submitted an application for accreditation as an ANSI Accredited Standards Developer (ASD) and proposed operating procedures for documenting consensus on UTMB-sponsored American National Standards. UTMB's proposed scope of standards activity is as follows:

Standards and technical reports that define effective, interoperable, and comparable healthcare administration practices and metrics among healthcare entities. These practices and metrics will be limited to staff and operational management of healthcare facilities. The American Institute of Public Accountants (AICPA) identifies healthcare entities as those organizations "whose principal operations consist of agreeing to provide health care services and entities whose primary activities are the planning, organization, and oversight of such entities, such as parent or holding companies of healthcare providers." The AICPA has established seven broad categories of healthcare entities, which UTMB will adopt for the purpose of this area of technical inquiry. Not In Scope: Those practices and metrics that directly affect patient care and medical research are outside the scope of this standards effort. Clinical performance and patient safety and satisfaction standards will not be pursued by this ASD body. The standards will also not address 1) the management or administration of organizations that practice dentistry, 2) the production and use of medical devices or instruments, and 3) the capture and analysis of clinical medical information or procedures.

To obtain a copy of UTMB's proposed operating procedures or to offer comments, please contact: Mr. Lee Sydney Webster, Director, Talent Acquisition and Recruitment, University of Texas Medical Branch, 301 University Boulevard, Galveston, TX 77555-0139; phone: 409.787.4867; e-mail: lsweste@utmb.edu. Please submit any comments to UTMB by December 15, 2014, with a copy to the Recording Secretary, ExSC, in ANSI's New York Office (e-mail: Jthomps@ANSI.org). As the proposed procedures are available electronically, the public review period is 30 days. You may view or download a copy of the UTMB's proposed operating procedures from ANSI Online during the public review period at the following URL: www.ansi.org/accredPR.

International Organization for Standardization (ISO)

Call for comments

ISO/TMB – Standards under Systematic Review

ISO/IEC Guide 98-4:2012

Every International Standard published by ISO shall be subject to systematic review in order to determine whether it should be confirmed, revised/amended, converted to another form of deliverable, or withdrawn at least once every five years.

ISO has launched Systematic Review ballots on the following standards that are the responsibility of the ISO/TMB:

ISO/IEC Guide 98-4:2012, Uncertainty of measurement -- Part 4: Role of measurement uncertainty in conformity assessment

As there is no accredited U.S. TAG to provide the U.S. consensus positions on this document, we are seeking comments from any directly and materially affected parties.

Organizations or individuals interested in submitting comments or in requesting additional information should contact ISOT@ansi.org.

ISO/IEC Guides

Comment Deadline: January 30, 2015

Every International Standard published by ISO shall be subject to systematic review in order to determine whether it should be confirmed, revised/amended, converted to another form of deliverable, or withdrawn at least once every five years.

ISO has launched Systematic Review ballots on the following standards that are the responsibility of the ISO/TMB:

ISO/IEC Guide 2:2004, Standardization and Related Activities – General Vocabulary

ISO/IEC Guide 59:1994, Code of Good Practice for Standardization

ISO/IEC Guide 76:2008, Development of Service Standards – Recommendations for Addressing Consumer Issues

ISO/IEC Guide 99:2007, International Vocabulary of Metrology – Basic and General Concepts and Associated Terms (VIM)

As there is no accredited U.S. TAG to provide the U.S. consensus positions on these documents, we are seeking comments from any directly and materially affected parties.

Organizations or individuals requesting additional information should contact ANSI's ISO Team (isot@ansi.org) with submission of comments to Steve Cornish (scornish@ansi.org) by close of business on Friday, January 30, 2015.

Call for US/TAG Administrator

ISO/TC 131/SC 2 – Pumps, motors and integral transmissions

ANSI has been informed that, National Fluid Power Association (NFPA), the ANSI accredited US/TAG administrator for ISO/TC 131/SC 2, wishes to relinquish the role as US/TAG administrator. ANSI has changed its membership status to Non-Member .

ISO/TC 131/SC 2 operates under the following scope:

Standardization in the field of fluid power systems and components, comprising terminology, construction, principal dimensions, safety requirements and testing and inspection methods.

To include such components as: accumulators, compressed air dryers, conductors (rigid and flexible), cylinders, electro-hydraulic and electro-pneumatic components and systems, fittings, fluidic devices, hose fittings and assemblies, filters and separators, fluids, hydraulic pumps, motors, moving-part fluid- controls, pneumatic lubricators, regulators, quick-action couplings, reservoirs, sealing devices, valves.

Organizations interested in serving as the US/TAG administrator should contact ISOT@ansi.org.

Establishment of New ISO Subcommittees

ISO/TC 22 – Road Vehicles

Eleven new subcommittees

TC 22, Road vehicles, has reorganized its committee structure and has created the following new ISO Subcommittees:

- TC 22/SC 31 – Data communication. The secretariat has been assigned to Germany (DIN).
- TC 22/SC 32 – Electrical and electronic components and general system aspects. The secretariat has been assigned to Japan (JISC).
- TC 22/SC 33 – Vehicle dynamics and chassis components. The secretariat has been assigned to Germany (DIN).
- TC 22/SC 34 – Propulsion, powertrain and powertrain fluids. The secretariat has been assigned to the United States (ANSI).
- TC 22/SC 35 – Lighting and visibility. The secretariat has been assigned to Italy (UNI).
- TC 22/SC 36 – Safety aspects and impact testing. The secretariat has been assigned to France (AFNOR).
- TC 22/SC 37 – Electrically propelled vehicles. The secretariat has been assigned to Germany (DIN).
- TC 22/SC 38 – Motorcycles and mopeds. The secretariat has been assigned to Italy (UNI).
- TC 22/SC 39 – Ergonomics. The secretariat has been assigned to the United States (ANSI).
- TC 22/SC 40 – Specific aspects for commercial vehicles, busses and trailers. The secretariat has been assigned to Italy (UNI).
- TC 22/SC 41 – Specific aspects for gaseous fuels. The secretariat has been assigned to Italy (UNI).

The previous Subcommittees under TC 22 will be disbanded.

SAE International has committed to administer the US/TAGs. Organizations interested in participating on the US/TAGs should contact ANSI's ISO Team at isot@ansi.org.

ISO/TC 188/SC 2 – Engines and Propulsion Systems

TC 188, Small craft, has created a new ISO Subcommittee on Engines and propulsion systems (TC 188/SC 2). The secretariat has been assigned to Sweden (SIS).

The American Boat and Yacht Council (ABYC) has committed to administer the US/TAG. Organizations interested in participating on the US/TAG should contact ANSI's ISO Team at isot@ansi.org.

ISO Proposal for a New Field of ISO Technical Activity

TC 272 – Forensic Sciences

Comment Deadline: December 12, 2014

Standards Australia (SA) as the secretariat of ISO Project Committee 272 (Forensic sciences) has submitted to ISO a proposal for the conversion of the project committee into a new ISO technical committee, with the following scope statement:

Standardization and guidance in the field of Forensic Science. This includes the development of standards that pertain to laboratory and field based forensic science techniques and methodology in broad general areas such as the detection and collection of physical evidence, the subsequent analysis and interpretation of the evidence, and the reporting of results and findings.

Excludes:

- Generic quality management standards dealt with by ISO/TC 176
- Conformity assessment guidelines dealt with by the ISO committee on conformity assessment (CASCO)

Further explanation and rationale is provided in the proposal document.

Anyone wishing to review this new proposal can request a copy by contacting ANSI's ISO Team (isot@ansi.org) with submission of comments to Steve Cornish (scornish@ansi.org) by close of business on Friday, December 12, 2014.

New Work Item Proposal

Audit Data Collection

Comment Deadline: December 26, 2014

SAC (China) has submitted to ISO the attached proposal for a new ISO standard regarding Audit Data Collection, with the following scope statement:

Audit Data Collection provides the solution on how auditors obtain accounting data, including format and content requirements of accounting data elements and data interface output files.

It should be noted that SAC (China) has previously submitted a proposal for a new field of work on a similar subject (ISO TSP 237 on Audit data services, submitted in 2013), but that this proposal for a new Technical Committee did not meet the criteria for approval after a vote by the ISO members. To help ISO members and their stakeholders review this new proposal, SAC has provided information outlining the relationship between this NWIP and the previous proposal ISO TSP 237, including a list of the main differences between the two proposals.

Anyone wishing to review the new work item proposal can request a copy of the proposal by contacting ANSI's ISO Team via e-mail: isot@ansi.org with submission of comments to Steve Cornish (scornish@ansi.org) by close of business on Friday, December 26, 2014.

U.S. Technical Advisory Groups

Applications for Accreditation

U.S. TAG to ISO TC 20/SC 16 – Unmanned Aerial Systems

Comment Deadline: December 15, 2014

A second Application for Accreditation for a proposed U.S. Technical Advisory Group (TAG) to ISO TC 20/SC 16, Unmanned Aerial Systems and a request for approval as TAG Administrator have been received from the American Institute of Aeronautics and Astronautics (AIAA), an ANSI organizational member. A competing application for a proposed U.S. TAG to ISO/TC 20/SC 16, submitted by the Aerospace Industries Association (AIA), was announced for public review in the November 7, 2014 issue of Standards Action. The proposed TAG sponsored by AIAA intends to operate using its own proposed operating procedures.

For additional information, or to offer comments, please contact: Mr. Nick Tongson, Director, Standards, American Institute of Aeronautics and Astronautics, 1801 Alexander Bell Drive, Suite 500, Reston, VA 20191-4344; phone: 703.264.7515; e-mail: nickt@aiaa.org. You may view/download a copy of the proposed TAG's operating procedures during the public review period at the following URL: www.ansi.org/accredPR. Please submit any public comments on the proposed TAG procedures to AIAA by December 15, 2014, with a copy to the ExSC Recording Secretary in ANSI's New York Office (e-mail: ithompo@ANSI.org).

U.S. TAG to ISO TC 20/SC 17 – Airport Infrastructure

Comment Deadline: December 15, 2014

An Application for Accreditation for a proposed U.S. Technical Advisory Group (TAG) to ISO TC 20/SC 17, Airport Infrastructure and a request for approval as TAG Administrator have been received from the American Institute of Aeronautics and Astronautics (AIAA), an ANSI organizational member. The proposed TAG sponsored by AIAA intends to operate using its own proposed operating procedures.

For additional information, or to offer comments, please contact: Mr. Nick Tongson, Director, Standards, American Institute of Aeronautics and Astronautics, 1801 Alexander Bell Drive, Suite 500, Reston, VA 20191-4344; phone: 703.264.7515; e-mail: nickt@aiaa.org. You may view/download a copy of the proposed TAG's operating procedures during the public review period at the following URL: www.ansi.org/accredPR. Please submit any public comments on the proposed SC 17 TAG procedures to AIAA by December 15, 2014, with a copy to the ExSC Recording Secretary in ANSI's New York Office (e-mail: jthomps@ANSI.org).

U.S. TAG to ISO TC 292 – Security

Comment Deadline: December 15, 2014

ASIS International, an ANSI organizational member, has submitted an Application for Accreditation for a proposed U.S. Technical Advisory Group (TAG) to the new ISO TC 292, Security and a request for approval as TAG Administrator. The proposed TAG will operate using the Model Operating Procedures for U.S. Technical Advisory Groups to ANSI for ISO Activities as contained in Annex A of the ANSI International Procedures.

For additional information, or to offer comments, please contact: Ms. Aivelis Opicka, Manager, Standards & Guidelines, ASIS International, 1625 Prince Street, Alexandria, VA 22314; phone: 703.518.1439; e-mail: Aivelis.Opicka@asisonline.org. Please forward any comments on this application to ASIS International, with a copy to the Recording Secretary, ExSC in ANSI's New York Office (fax: 212.840-2298; e-mail: jthomps@ansi.org) by December 15, 2014.

Meeting Notices

AHRI Meetings

Revision of AHRI Standard 640, Performance Rating of Commercial and Industrial Humidifiers

The Air-Conditioning, Heating, and Refrigeration Institute (AHRI) will be holding an online meeting on December 9 from 3 p.m. to 5 p.m. If you are interested in participating in the meeting or providing comments on the standard, please contact AHRI staff member Mary Opalka at mopalka@ahrinet.org.

Revision of AHRI Standard 430, Central Station Air Handling Units

The Air-Conditioning, Heating, and Refrigeration Institute (AHRI) will be holding an online meeting on December 8 from 3 p.m. to 5 p.m. If you are interested in participating in the meeting or providing comments on the standard, please contact AHRI staff member Mary Opalka at mopalka@ahrinet.org.

Development of AHRI Draft Standard 1310P, Wind Load Design of HVACR Equipment for Unit Integrity

The Air-Conditioning, Heating, and Refrigeration Institute (AHRI) will be holding an online meeting on December 5 from 2 p.m. to 4 p.m. If you are interested in participating in the meeting or providing comments on the standard, please contact AHRI staff member Danny Abbate at dabbate@ahrinet.org.

Revision of AHRI Standard 540, Performance Rating of Positive Displacement Refrigerant Compressors and Compressor Units

The Air-Conditioning, Heating, and Refrigeration Institute (AHRI) will be holding an online meeting on December 8 from 3 p.m. to 4 p.m. If you are interested in participating in the meeting or providing comments on the standard, please contact AHRI staff member Justin Prosser at jprosser@ahrinet.org.

Information Concerning

International Electrotechnical Commission (IEC)

Membership Invitation for the USNC/IECRE

The United States National Committee for the IECRE (IEC System for Certification to Standards Relating to Equipment for Use in Renewable Energy Applications) System (USNC/IECRE) invites you to join the committee and participate at its inaugural meeting, planning for which is currently underway.

Renewable Energy Systems are composed of a number of differing component sub-systems which form indispensable parts of the application, e.g., electrical generation and power electronics, electrical prime movers, civil structures, mechanical structures, composite components, electronic sensors, processing and signaling. The IECRE System is intended to facilitate international trade in equipment and services for use in Renewable Energy Sectors, through operating a single, global certification system. The certification system would provide 3rd party assurance that renewable energy systems are compliant with IEC electrotechnical safety and performance standards, to include commissioning of installations, believed to be the key to expanding the market for renewables energy systems. Such a global system would provide needed assurances of installations renewable energy applications to investors while satisfying the needs of Regulators, National Certification Bodies (NCB) and laboratories.

The principal purposes of the USNC/IECRE are to serve as the U.S. Member Body of the IECRE System, to coordinate with U.S. NCBs to assure that National Differences on IEC standards for safety accepted for use in the Schemes of the IECRE are uniform for all NCBs in the U.S.; and to process applications for submission to the Secretariat of the IECRE System. The USNC/IECRE is the national entity responsible for developing and providing U.S. viewpoints and comments in all matters pertaining to the IECRE.

The committee will consist of representatives from testing laboratories, government, equipment manufacturers, trade associations, and general interest. Having your organization's participation in the international conformity assessment system could provide your company with potentially significant benefits, commensurate with the level of activity in which you wish to pursue your objectives.

Another benefit of participation is being able to satisfy one's fiduciary responsibility of being up-to-date on regulatory matters concerning power generation from renewable energy systems, domestically and internationally. The USNC/IECRE is the first national member body to join the IECRE and is well positioned to influence the direction of the new system as it begins operations. USNC/IECRE members are being considered for each of the IECRE committees and working groups. A requirement of their participation is that they reflect the views and positions of the committee.

Regarding membership, a draft copy of the USNC/IECRE Operating Procedures is available upon request. These Rules of Procedure complement the Constitution and By-Laws of the American National Standards Institute (ANSI) and the Statutes and Rules of Procedure of the United States National Committee of the International Electrotechnical Commission (USNC/IEC). The *Membership* section of these Procedures require potential members to indicate a willingness to join and a statement as to why they are directly and materially affected by the committee's actions. There is an annual fee associated with membership, the cost of which will depend on participation.

The National Electrical Manufacturers Association (NEMA) has been assigned as Secretariat of the USNC/IECRE. If you have an interest in membership, you are invited to contact:

Mr. Joel Solis
NEMA
Conformity Assessment Manager
1300 North Street, Suite 900
Rosslyn, VA 22209
Tel: 703 841 3267
E-Mail: joel_solis@nema.org

Not for publication. This document is part of the NSF International standard development process. This draft text is for circulation for review and/or approval by a NSF Standards Committee and has not been published or otherwise officially adopted. All rights reserved. This document may be reproduced for informational purposes only.

-
-
-

1.3 Materials, design, and construction

For plastic piping system components and materials cited by the references in 2, the materials, design, and construction requirements of this Standard and the applicable product standard(s) in 2 shall apply. When materials, designs, or constructions are utilized that are not cited in 2, the plastic piping system components and related materials shall comply with the applicable requirements of this Standard. Plastic piping system components and related materials that incorporate materials, designs, or constructions not cited in 2 **shall be** acceptable, provided that such plastic piping system components and related materials can be demonstrated to be at least equivalent in terms of strength, quality, effectiveness, durability, and safety to those that are cited in this Standard.

-
-
-

3.27 hydrostatic design stress (HDS): The estimated maximum tensile stress a material is capable of withstanding continuously with a high degree of certainty that failure of the pipe **does** ~~will~~ not occur. This stress is circumferential when internal hydrostatic water pressure is applied.

-
-
-

3.42 pressure rating: The estimated maximum water pressure at a specified temperature that a pipe is capable of withstanding continuously with a high degree of certainty that failure of the pipe **does** ~~will~~ not occur.

-
-
-

3.54 special engineered (SE) specification: A document that specifies the design of an SE product, and the requirements that ~~must~~ **are to** be attained to ensure that the SE product is at least equivalent (in terms of strength, quality, effectiveness, durability, and safety) to standardized products having a similar end use.

-
-
-

4.1.1 Virgin materials

Plastic piping system components and related materials shall be produced from virgin plastics complying with this Standard, unless the applicable product standard(s) contained in 2 of this Standard specifically allows the use of recycled plastics.

NOTE— When recycled plastics are used, they shall only be used as specified in the applicable product standard. For example, ASTM F1732 and ASTM F1760 have requirements for recycled plastics, including but not limited to the types of plastics that can be used and any limitations on the amounts of various materials that can be incorporated into the final product.

-
-
-

4.1.2 Rework materials

Not for publication. This document is part of the NSF International standard development process. This draft text is for circulation for review and/or approval by a NSF Standards Committee and has not been published or otherwise officially adopted. All rights reserved. This document may be reproduced for informational purposes only.

The use of clean, rework material of the same formulation from the same manufacturer is **shall be** acceptable provided that the finished products meet the requirements of the applicable product standard(s). Plastic piping system components and related materials shall be manufactured in such a way as to prevent contamination.

-
-
-

4.1.3 Substitution of materials

The substitution of materials used in pipe, fittings, and other components is **shall be** acceptable provided that the materials meet all of the applicable requirements of this Standard and the applicable product standard(s).

-
-
-

5.4 Critical dimensions

Plastic piping system components shall comply with the critical dimensions of the applicable standards as referenced in 2 of this Standard. For pipe and spigot ends of fittings, the critical dimensions shall be the minimum wall thickness, outside diameter, and out-of-roundness. For pipe intended to be used with insert-type fittings such as PE, PEX, PEX-AL-PEX or PE-AL-PE, the critical dimensions **are shall be** the minimum wall thickness, the maximum wall thickness and outside diameter. For socket or threaded fittings, the critical dimensions **are shall be** the minimum wall thickness, socket entrance diameter, bottom diameter, out-of-roundness, socket depth, threads (as measured with thread gauges), and thread length. For other fittings, critical dimensions **are shall be** those specified in the normative reference standard.

-
-
-

5.8.2.3 Requirements

There shall be no evidence of cracking when viewed with a microscope with a minimum magnification of 10X. Failure of one of the three specimens tested is cause for retest of three additional specimens. Failure of one specimen in the retest shall constitute failure in the test.

NOTE – The requirements for resistance to dezincification and resistance to stress corrosion cracking are intended to establish a minimum level of performance for products intended for use in potable water systems. These requirements are not a guarantee **that for prevention of** erosion or corrosion **will not occur**.

-
-
-

7.4 Monitoring

In addition to the physical and performance monitoring requirements specified in 5.6, plastic piping system components and related materials intended for potable water shall be monitored annually to ensure compliance with NSF/ANSI 61, except as permitted in 9.8 for solvent cements and primers. PVC and CPVC pipe, tubing, fittings, and appurtenances intended for potable water shall also be tested a minimum of three times annually for RVCM. Appurtenances produced using a material or compound that is also being used to produce fittings subject to these requirements **do shall** not require separate monitoring for RVCM. RVCM in PVC and CPVC potable water piping products shall not exceed 3.2 mg/kg.

-
-

Not for publication. This document is part of the NSF International standard development process. This draft text is for circulation for review and/or approval by a NSF Standards Committee and has not been published or otherwise officially adopted. All rights reserved. This document may be reproduced for informational purposes only.

-

8.2.1 Designations and Identifications

The manufacturer shall place on all plastic pipe the designations and identifications required in the applicable standards as referenced in 2 of this Standard or as required by the SE Specification. Plastic pipe shall also bear an appropriate code identifying the day, month, and year of production, the extrusion line, and the compound designation. For pipe made by a multiple head, extrusion technique with intermediate storage before marking, a code indicating the week, rather than the day, of production is **shall be** acceptable. In instances where the manufacturer has more than one plant location or produces for other suppliers or distributors, an identifying symbol shall be used.

-

-

-

9.2 Start-up and qualification

In each case, with the exception of annual and semi-annual tests, the frequency of testing indicated in 9.9 shall be interpreted as follows: the indicated tests shall be performed at the start-up of any production operation, on each extruder or injection molder, and continued until a steady-state operation that meets the test requirement is obtained. The test shall be repeated at the required frequency until there is a change in the steady-state operation. When there is a change in operation, testing shall be conducted continuously until a new steady-state operation is achieved. After a steady-state operation is attained, the applicable testing frequencies shown in 9.9 shall resume.

Mold qualification as discussed in this section shall be defined as molds that produce precise functional finish dimensions not otherwise obtained by an additional manufacturing process. The test frequency indicated for fittings shall be used only after the mold has been qualified. In order for a new or retooled mold to be considered "qualified," all products from all cavities in the mold shall attain compliance with all of the appropriate dimensions and tests. This ~~does~~ **shall** not include annual or semiannual tests. After qualification, the indicated test frequencies shall apply to one cavity per mold, rotating cavities within the mold, including start-ups. If any physical change is made to the mold itself, all cavities within the mold **shall** ~~must~~ be re-qualified.

When annual testing is required, annual testing performed by a third-party certifier shall satisfy the requirement.

-

-

-

Tracking number 61i119r1
© 2014 NSF

Revision to NSF/ANSI 61 – 2014
Issue 119 Revision 1 (October 2014)

Not for publication. This draft text is for circulation for approval by the Joint Committee on Drinking Water Additives – System Components and has not been published or otherwise officially promulgated. All rights reserved. This document may be reproduced for informational purposes only.

[Note – the changes are seen below using strikeout for removal of old text and gray highlights to show the suggested text. ONLY the highlighted text is within the scope of this ballot.]

NSF/ANSI Standard for Drinking Water System Components – Health Effects

.

.

.

8 Mechanical devices

.

.

.

8.4 In-line devices, components, and materials

.

.

.

8.4.1 Brass or bronze containing in-line devices

The evaluation of brass or bronze containing in-line devices for contaminants other than lead shall require exposure of at least one sample in accordance with 8.4.

The evaluation of brass or bronze containing in-line devices for contaminants other than lead shall be exposed in at least triplicate (more if specified by the manufacturer) if the test representative holds less than or equal to 2 L and has a dry weight less than or equal to 15 kg (33 lbs). If specified by the manufacturer, the test representative holds more than 2 L or has a dry weight in excess of 15 kg (33 lbs) may be exposed in a quantity greater than 1.

The extraction waters from triplicate exposures shall be either combined to one sample for all contaminant analysis or shall be analyzed individually and results averaged. If more than three samples are exposed, the waters from each sample shall be analyzed individually for lead and results averaged. Averaging of results shall be performed prior to normalization. When one or more of the individual results is found to be non-detectable, the reporting limit shall be used to represent the unit results when averaging.

The normalized average result for lead shall be less than or equal to the TAC (5 ug/L). In addition, the normalized lead results of individual units exposed shall not exceed 15 ug/L.

NOTE – With this procedure, the average result is used when determining compliance with the standard for all contaminants. It also assures no individual unit exposed exceeds the standards lead criteria in effect prior to July 1, 2012 for in-line devices (15 ug/L).

Reason: A minimum of triplicate analysis is added to the standard as a measure to address the potential variability in lead release from brass and bronze alloys. It also allows a greater number of samples to be evaluated if requested by the manufacturer, but adds a requirement that no individual unit can exceed 15 ug/L.

Not for publication. This document is part of the NSF International standard development process. This draft text is for circulation for review and/or approval by a NSF Standards Committee and has not been published or otherwise officially adopted. All rights reserved. This document may be reproduced for informational purposes only.

Sustainability Assessment for Carpet

2.1 Normative references

BS EN 1307:2008. *Textile floor coverings - Classification*¹

International Organization for Standardization (ISO) 139: Textiles – Standard atmospheres for conditioning and testing²

International Organization for Standardization (ISO) 1957: Machine made textile floorcoverings – Sampling and cutting of specimens for physical tests²

3.4 carpet: Heavy functional and ornamental floor coverings consisting of pile yarns or fibers and a backing system. May be tufted, flocked, or woven.

9.3 Performance durability (prerequisite)

Durability testing provides an indication of the potential longevity of a carpet product when the product is properly selected for the intended use environment (e.g., high or low use/foot traffic areas). Demonstration of durability is achieved through assessment under the accelerated laboratory carpet performance tests and minimum performance requirements referenced in this section.

A manufacturer shall receive one point for demonstrating that the product meets the applicable performance durability testing requirements listed in Table 9.2 and Table 9.2A.

Table 9.2 – Carpet performance Testing

Characteristic	Commercial Performance Standard		Residential Performance Standard		Validity of Test Data
	Value	Method	Value	Method	
Texture Appearance Retention Rating (TARR)	Moderate Traffic: min 2.5 TARR Heavy Traffic: min 3.0 TARR Severe Traffic: min 3.5 TARR	ASTM D5252-Hexapod drum at 12000 cycles CRI TM 101-TARR			Within the previous 24 months
Tuft Bind (not <u>flocked carpet</u>)	8.0 lbs for loop pile yarns 3.0 lbs for cut pile	ASTM D1335	6.2 lbs for loop pile yarns	ASTM D1335	Within the previous 12 months

¹ British Standards institute (BSI), 389 Chiswick High Road, London, W4 4AL, UK <www.bsigroup.com>

² International Organization for Standardization, ISO Central Secretariat, 1, ch. De la Voie-Cruese, CP 56, CH-1211 Geneva 20, Switzerland <www.iso.org>.

Tracking #140i25r3
© 2014 NSF International

Revision to NSF/ANSI 140 – 2013
Issue 25, Revision 3 (September 2014)

Not for publication. This document is part of the NSF International standard development process. This draft text is for circulation for review and/or approval by a NSF Standards Committee and has not been published or otherwise officially adopted. All rights reserved. This document may be reproduced for informational purposes only.

	yarns		3.0 lbs for cut pile yarns		
Blade Test (for flocked carpets)	Less than 50% backing clearly visible after test	Blade Test (BS EN 1307 Annex D)	Less than 50% backing clearly visible after test	Blade Test (BS EN 1307 Annex D)	Within the previous 12 months
Delamination Strength	Minimum average value of 2.5 lbs/in	ASTM D3936	Minimum average value of 2.5 lbs/in	ASTM D3936	Within the previous 12 months
Flammability (Pill Test)	Must meet federal requirements	DOC FF 1-70	Must meet Federal requirements	DOC FF 1-70	Within the previous 24 months
Flammability (Radiant Panel)	Must meet local building/fire code regulations Class 1- minimum 0.45 watts/cm ² Class 2- minimum 0.22 watts/cm ²	ASTM E648	n/a		Within the previous 24 months
Flammability (Smoke Density)	Must meet local building/fire code regulations Maximum specific optical density not exceeding 450 (flaming exposure)	ASTM E662	n/a		Within the previous 24 months
Electrostatic Propensity	Equal to or less than 3.5kv	AATCC-134, step test			Within the previous 36 months
Colorfastness to Light	Minimum grade 4 at 40 AFU	AATCC 16E	Minimum grade 4 at 40 AFU	AATCC 16E	Within the previous 12 months

Not for publication. This document is part of the NSF International standard development process. This draft text is for circulation for review and/or approval by a NSF Standards Committee and has not been published or otherwise officially adopted. All rights reserved. This document may be reproduced for informational purposes only.

Table 9.2A – Performance testing for wool rich carpet

Characteristic	Commercial performance standard		Residential performance standard		Validity of Test Data
	Value	Method	Value	Method	
Overall Appearance Change (OAC) Light use Moderate use Heavy use Severe use	≥ 3 ≥ 3 $\geq 3-4$ $\geq 3-4$	ASTM D55252 – Hexapod drum test (1500 & 8000 cycles) CRI TM 101 - ARR grading assessment Value calculated combining OAC at both test durations	$\geq 2-3$ ≥ 3 $\geq 3-4$	ASTM D55252 – Hexapod drum test (1500 & 8000 cycles) CRI TM 101 - ARR grading assessment Value calculated combining OAC at both test durations	Within the previous 24 months
Tuft bind					Within the previous 12 months
Tufted carpets: loop pile cut pile	≥ 4.4 lbs ≥ 2.2 lbs	ASTM D1335	≥ 4.4 lbs ≥ 2.2 lbs	ASTM D1335	
Woven carpets (cut or loop)	≥ 0.77 lbs		≥ 0.77 lbs		
Delamination strength	Minimum average value of 2.5 lbs/in	ASTM D3936	Minimum average value of 2.5 lbs/in	ASTM D3936	Within the previous 12 months
Soiling resistance	$\Delta E \leq 3$	ASTM D6540 Drum Soiling Test using AATCC standard soil	$\Delta E \leq 3$	ASTM D6540 Drum Soiling Test using AATCC standard soil	Within the previous 24 months
Flammability (Pill test)	Must meet federal requirements	DOC FF 1-70	Must meet federal requirements	DOC FF 1-70	Within the previous 24 months
Flammability (Radiant panel test)	Must meet local building/fire code regulations Class 1- minimum 0.45 watts/cm ²	ASTM E648	Not applicable		Within the previous 24 months

NOTE - Overall Appearance Change = 1/3 (2 x (short term texture change) + long term texture change)

⋮

Annex D

Not for publication. This document is part of the NSF International standard development process. This draft text is for circulation for review and/or approval by a NSF Standards Committee and has not been published or otherwise officially adopted. All rights reserved. This document may be reproduced for informational purposes only.

(normative)

Blade test for Flocked floor coverings¹

D.1 Test description

This annex covers blade testing for flocked floor coverings. This annex should be used for flocked floor coverings.

D.2 Scope

This test describes a laboratory test method to measure the abrasion resistance of flocked floor coverings. This test references both ISO 139² and ISO 1957².

D.3 Principle

A specimen of the flocked floor covering to be tested shall be is placed on the test apparatus pile face up. A blade is shall then be lowered onto the pile surface which rubs against the pile surface for a determined number of cycles, after which a visual assessment is shall be made.

D.3.1 Apparatus

The flock abrasion testing machine (see figure D1), having a reciprocating base plate onto which the flocked flooring sample can shall be clamped. The blade and weight assembly shall be is capable of being lowered onto the sample.

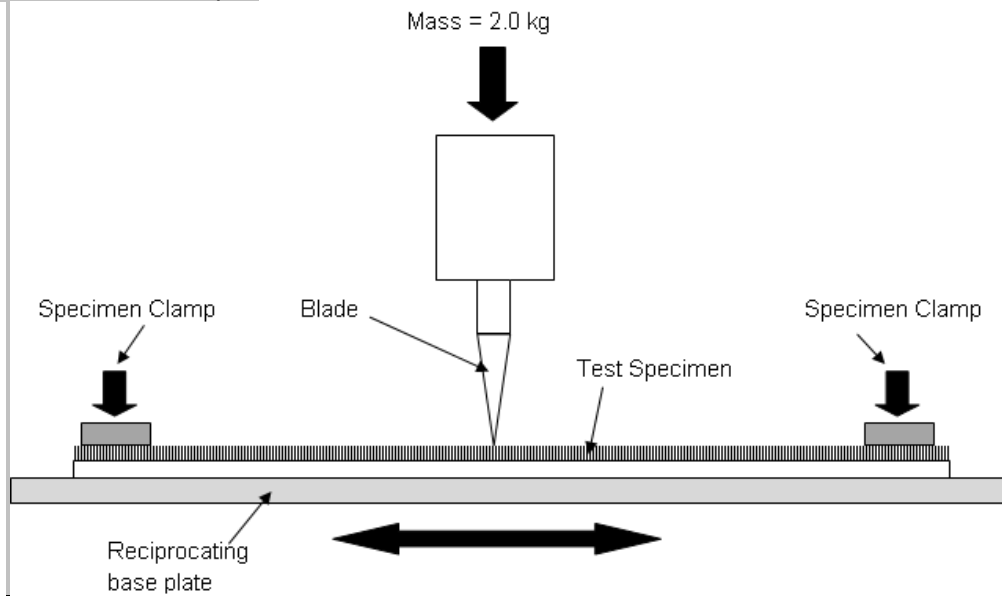


Figure D1 – Flock abrasion testing machine (schematic representation)

D.3.2 Blade

The following items shall be set prior to beginning blade test:

Material	Tool Steel
Width	20 mm (0.78 in)

Not for publication. This document is part of the NSF International standard development process. This draft text is for circulation for review and/or approval by a NSF Standards Committee and has not been published or otherwise officially adopted. All rights reserved. This document may be reproduced for informational purposes only.

Thickness	5 mm (0.20 in)
Tip radius	0.3 mm (0.1 in)
Angle	15°
Weight	2 ± 0.05 kg (4.4 ± 1.1 lbs) (weight assembly and blade)

The apparatus operates at 60 cycles*/minute over a distance of 100 mm (3.93 in). A cycle is shall be defined as one forward and backward movement of the blade.

D.3.3 Conditioning

The sample shall be conditioned the sample at standard atmosphere (20 °C [68 °F], 65% relative humidity) for a minimum of 24 hours.

D.3.4 Preparation of Test Specimens

A specimen of size 40 x 300 mm (1.6 in x 11.8 in) shall be is cut from the flocked floor covering (pile direction is not important).

D.4 Procedure

- 1) Place the test specimen, pile uppermost, under the clamps and thread through under the raised blade.
- 2) Lower and tighten the clamps at each end while making sure that the test specimen is held taut (during the test the sample should remain flat without significant lifting in front of the blade).
- 3) Carefully lower the blade onto the specimen and ensure that the weight is in place on the spindle above the blade.
- 4) Set the counter to the required number of cycles and switch on the apparatus. After the pre-set number of cycles has been completed, the apparatus will stops automatically.
- 5) Remove the specimen from the apparatus and brush it lightly to remove any loose fibers.

D.5 Assessment of Results

The sample shall be assessed the specimen for wear. The pass criterion shall be is that the pile shall not be removed such that 50% backing becomes clearly visible.

D.6 Test Report

The test report shall include the following information:

- 1) all the information necessary for complete identification of the sample;
- 2) the conditioning and testing atmosphere;
- 3) reference to this Standard;
- 4) whether or not the sample has passed or failed the test;
- 5) any operations or conditions not specified in this standard, which might have affected the results; and
- 6) date of report.

Not for publication. This document is part of the NSF International standard development process. This draft text is for circulation for review and/or approval by a NSF Standards Committee and has not been published or otherwise officially adopted. All rights reserved. This document may be reproduced for informational purposes only.

-
-
-

6.3 Manufacturing emissions inventory and credit for voluntary reductions beyond compliance

6.3.1 C8 fluorotelomers (prerequisite)

A manufacturer shall receive one point for documenting that the product does not contain fluorotelomers based on C8 or higher fluorocarbon chemistries

6.3.2 Minimization of indoor volatile organic chemical (VOC) emissions (prerequisite for gold and platinum)

A manufacturer may earn one point by meeting this requirement. The maximum concentration for any chemical emitted at 96 h in emissions tests (following a ten-day conditioning period) shall not result in a modeled indoor air concentration greater than half the chronic reference exposure level (CREL) established by California Office of Environmental Health Hazard Assessment (OEHHA), except formaldehyde, which shall not exceed half the OEHHA indoor reference exposure level (REL). Testing shall be in accordance with CA/DHS/EHLB/R-174. Furthermore, the reference exposure level for caprolactam shall be $100\mu\text{m}^3$. This reference exposure level is currently utilized in CRI Green Label Plus Program which represents a level of emission limit achieved by good industry practice.

NOTE – Compliance with this requirement ~~could~~ **can** be met through participation and compliance with the CRI Green Label Plus Program.

6.3.3 Baselines for pollutant reductions and metrics

-
-
-

Tracking #14159-1i4r1
© 2014 NSF International

Revision to NSF/ANSI 14159-1 – 2010
Issue 4, Revision 1 (October 2014)

Not for publication. This document is part of the NSF International standard development process. This draft text is for circulation for review and/or approval by a NSF Standards Committee and has not been published or otherwise officially adopted. All rights reserved. This document may be reproduced for informational purposes only.

NSF International Standard/
American National Standard
and 3-A Standard 14159-1

Hygiene requirements for the design of meat and poultry processing equipment

-
-
-

Disclaimers

-

Unless otherwise referenced as *normative*, the annexes are not considered an integral part of NSF Standards. They annexes are provided as general guidelines to the manufacturer, regulatory agency, user, or certifying organization.

-
-
-

NSF International

~~NSF is the leading global provider of public health and safety-based risk management solutions. F~~
~~ounded in Ann Arbor, Michigan, in 1944, NSF is well known for the development of standards, product~~
~~testing and certification services in the areas of environmental and public health safety public health,~~
~~safety and protection of the environment. The NSF Mark is placed on millions of consumer, commercial~~
~~and industrial products annually and is trusted by users, regulators, and manufacturers alike. Technical~~
~~resources at NSF include physical and performance testing facilities and analytical chemistry and~~
~~microbiology laboratories. NSF professionals include engineers, chemists, toxicologists, sanitarians, and~~
~~computer scientists with extensive experience in public health, food safety, water quality, and the~~
~~environment. NSF certification programs are fully accredited by the American National Standards Institute~~
~~(ANSI), the Dutch Council for Accreditation (RvA) and the Standards Council of Canada (SCC). NSF also~~
~~provides management system registration services to ISO 9000 and ISO 14000 standards through its~~
~~subsidiary NSF-International Strategic Registrations, Ltd.~~

Not for publication. This document is part of the NSF International standard development process. This draft text is for circulation for review and/or approval by a NSF Standards Committee and has not been published or otherwise officially adopted. All rights reserved. This document may be reproduced for informational purposes only.

3-A Sanitary Standards Committees, Inc.

The objectives of the 3-A Sanitary Standards Committees Inc. (3-A SSI) are to formulate standards and accepted practices for equipment and systems used to process milk, and milk products and other perishable foods. These standards are developed through the cooperative efforts of local, state, and federal sanitarians, equipment manufacturers, and equipment users thereby gaining acceptability by those involved in the sanitary aspects of the dairy and related other food industries. The ultimate goal is to protect dairy and food products from contamination and to ensure that all product contact surfaces can be mechanically cleaned or can be dismantled easily for manual cleaning, and when necessary, dismantled for inspection.

The 3-A SSI Sanitary Standards Committees consists of representation from the International Association of Food Protection (IAFP), Milk, Food and Environmental Sanitarians (IAMFES), the United States Public Health Service, the United States Department of Agriculture, the Dairy Industry Committee (DIC), the International Association of Food Industry Suppliers (IAFIS), and Farm Industry Committee; the United States Public Health Service/ United States Food and Drug Administration (USPHS/USFDA), the United States Department of Agriculture (USDA), and the European Hygienic Engineering and Design Group (EHEDG). The success of 3-A SSI is due to mutual cooperation and trust of manufacturers, users, and sanitarians in objectively meeting a need for specific hygienic standards and practices, which has resulted in the adoption of more than 75 85 voluntary Sanitary Standards and 3-A Accepted Practices. The value of this joint effort is evidenced in the effective application of these standards and practices within the dairy and food industries. 3-A SSI criteria are being used throughout North America and are gaining worldwide recognition through cooperative standards development with the European Hygienic Equipment Design Group (EHEDG), ISO and the International Dairy Federation.

-
-
-

2 Normative references

The following documents contain provisions that, through reference, constitute provisions of this NSF/ANSI/3-A Standard. At the time of publication, the editions indicated were valid. All referenced documents are subject to revision, and parties are encouraged to investigate the possibility of applying the most recent editions of the documents listed below.

3-A Accepted Practice, No. 604-05 – 2004, *Supplying air under pressure in contact with milk, milk products, and product contact surfaces*

ANSI/ASME B46.1 – 1995 2009, *Surface texture (surface roughness, waviness, and lay)*

Code of Federal Regulations, Title 21, (21 CFR) Parts 170-199, *Food and Drugs*

Federal Food, Drug, and Cosmetic Act of 1938, as amended

IEEE/ASTM SI 10-2002, *Standard for the Use of the International System of Units (SI): The Modern Metric System*

Not for publication. This document is part of the NSF International standard development process. This draft text is for circulation for review and/or approval by a NSF Standards Committee and has not been published or otherwise officially adopted. All rights reserved. This document may be reproduced for informational purposes only.

-
-
-

There are 22 instances in the standard where the term “3-A” or “3-A Sanitary Standards Committees” appears. The company has incorporated and these instances will be updated accordingly to “3-A SSI” or “3-A Sanitary Standards, Inc.”

The following are exceptions as they refer to previously published documents, not to the organization itself:

-

2 Normative references

3-A Accepted Practice, No. 604-05 – 2004, *Supplying air under pressure in contact with milk, milk products, and product contact surfaces*

-

5.3 Requirements for specific equipment

5.3.1 Pneumatic equipment

Exhaust air shall be piped below and away from product surface areas. Air directly contacting product or product contact surfaces shall meet the requirements of 3-A Accepted Practice, No. 604-05.

-

Tracking #14159-2i5r1
© 2014 NSF International

Revision to NSF/ANSI 14159-2 – 2010
Issue 5, Revision 1 (October 2014)

Not for publication. This document is part of the NSF International standard development process. This draft text is for circulation for review and/or approval by a NSF Standards Committee and has not been published or otherwise officially adopted. All rights reserved. This document may be reproduced for informational purposes only.

NSF International Standard/
American National Standard
and 3-A Standard 14159-2

Hygiene requirements for the Design Of Hand held Tools Used in Meat and Poultry Processing

-
-
-

Disclaimers

-

Unless otherwise referenced as *normative*, the annexes are not considered an integral part of NSF Standards. They ~~annexes~~ are provided as general guidelines to the manufacturer, regulatory agency, user, or certifying organization.

-
-
-

2 Normative references

The following documents contain provisions that, through reference, constitute provisions of this NSF/ANSI/3-A Standard. At the time of publication, the editions indicated were valid. All referenced documents are subject to revision, and parties are encouraged to investigate the possibility of applying the most recent editions of the documents listed below.

3-A Accepted Practice, No. 604-05 – 2004, *Supplying air under pressure in contact with milk, milk products, and product contact surfaces*

ANSI/ASME B46.1 – 2002, ~~Surface texture, Surface Roughness, Waviness, and Lay~~ 2009, *Surface texture (surface roughness, waviness, and lay)*

Code of Federal Regulations, Title 21, (21 CFR) Parts 170-199, *Food and Drugs*

Federal Food, Drug, and Cosmetic Act of 1938, as amended

NSF/3-A/ANSI 14159-1, *Hygiene requirements for the design of meat and poultry processing equipment*

IEEE/ASTM SI 10-2002, *Standard for the Use of the International System of Units (SI): The Modern Metric System*

Note: the references above have been reordered alphabetically

Not for publication. This document is part of the NSF International standard development process. This draft text is for circulation for review and/or approval by a NSF Standards Committee and has not been published or otherwise officially adopted. All rights reserved. This document may be reproduced for informational purposes only.

-
-
-

There are 22 instances in the standard where the term “3-A” or “3-A Sanitary Standards Committees” appears. The company has incorporated and these instances will be updated accordingly to “3-A SSI” or “3-A Sanitary Standards, Inc.”

The following are exceptions as they refer to previously published documents, not to the organization itself:

-

2 Normative references

3-A Accepted Practice, No. 604-05 – 2004, *Supplying air under pressure in contact with milk, milk products, and product contact surfaces*

NSF/3-A/ANSI 14159-1, *Hygiene requirements for the design of meat and poultry processing equipment*

-

5.3 Requirements for specific equipment

5.3.1 Pneumatic equipment

Exhaust air shall be piped below and away from product surface areas. Air directly contacting product or product contact surfaces shall meet the requirements of 3-A Accepted Practice, No. 604-05.

-

Not for publication. This document is part of the NSF International standard development process. This draft text is for circulation for review and/or approval by a NSF Standards Committee and has not been published or otherwise officially adopted. All rights reserved. This document may be reproduced for informational purposes only.

NSF International Standard/
American National Standard
and 3-A Standard 14159-3

Hygiene requirements for the design of mechanical belt conveyors used in meat and poultry processing

-
-
-

3 Definitions

-

3.3 cleaned in place: Cleaning of equipment by impingement or circulation of flowing chemical solutions, cleaning liquids, and water rinses, without dismantling, into, onto, and over surfaces in equipment or systems designed for this specific purpose.

3.4 clean out of place (COP): Removal of soil when the equipment is partially or totally disassembled. Soil removal is effected by circulating chemical solutions and water rinses in a wash tank, which may be fitted with circulating pump(s).

3.45 cleaning: Removal of soil.

Note: subsequent definitions alphabetically positioned after “clean out of place” will have their respective reference numbers increased by “1”. The presented example above is the term “cleaning” changing from 3.4 to 3.5.

-
-
-

5 Design and construction

-

5.1.2 Cleaning and inspection

Surfaces shall be cleanable. For mechanical belt conveyors intended to be disassembled, the design shall ensure that product contact surfaces are easily accessible for cleaning and inspection, and the demountable parts shall be easily removable. Alternatively, mechanical belt conveyors designed to be cleaned in place shall be designed so that product contact surfaces and all non-removed appurtenances thereto can be mechanically cleaned and are easily accessible and easily removable for inspection.

Not for publication. This document is part of the NSF International standard development process. This draft text is for circulation for review and/or approval by a NSF Standards Committee and has not been published or otherwise officially adopted. All rights reserved. This document may be reproduced for informational purposes only.

5.1.3 Disinfection and sanitization

Where appropriate, mechanical belt conveyors shall be designed such that surfaces can attain the required disinfection or sanitization conditions.

-

5.1.18 Belts

Belts with fabric carcasses (substrate materials) shall have edges sealed with an acceptable compound.

All fabric components of belting materials, including edges, shall have at least a 0.006 in (0.15 mm) thick cover of an acceptable material above the fabric and shall conform to the requirements of 4.2.2.

Conveyor belts shall be designed to be endless. Solid, flat, non-modular belts shall not be joined by exposed stitching or alligator clips.

Belts shall comply with 6.

5.1.18.1 Belt accessories

Belt accessories such as, but not limited to, guiding strips, flights, and spill edges shall comply with the applicable sections of this Standard.

5.1.19 Spraying devices

Radii on spraying devices may be less than $\frac{1}{32}$ in (0.031 in, 0.79 mm). When radii are less than $\frac{1}{32}$ in (0.031 in, 0.79 mm), the internal angles must be cleanable and inspectable.

There shall be no exposed threads or crevices on product contact surfaces of high and low pressure spraying devices except where required for functional and safety reasons.

5.2 Non-product contact surfaces

5.2.1 General

Mechanical belt conveyors shall be designed in such a manner as to prevent the retention of moisture, ingress, and harborage of pests and soils, and to facilitate cleaning, inspection, servicing, and maintenance. Equipment shall be designed such that non-product surfaces can attain the required sanitization or sterilization conditions.

The possibility of adverse galvanic reactions between dissimilar materials shall be taken into consideration.

Not for publication. This document is part of the NSF International standard development process. This draft text is for circulation for review and/or approval by a NSF Standards Committee and has not been published or otherwise officially adopted. All rights reserved. This document may be reproduced for informational purposes only.

5.2.2 Cleaning and inspection

Surfaces shall be cleanable. For equipment intended to be disassembled, the design shall ensure that relevant areas are easily accessible for cleaning and inspection and the demountable parts shall be easily removable. Alternatively, equipment may be designed to be cleaned in place. Cleaned in place equipment shall be designed to allow access for inspection after cleaning.

Open belting and modular belting shall be exempt from the cleaning test procedures in Section 6 provided it can demonstrate acceptable cleaning when provided with an integral mechanical cleaning device that is located so all exposed surfaces of the belting and sprockets are automatically cleaned. Cleaning solution catch pans or trays shall be designed to be self-draining and cleanable. All Belt surfaces, sprockets, catch pans and trays shall be accessible for inspection, except that:

If the belt is of a size manageable by one person, is readily accessible and readily removable, it may be cleaned in a COP tank.

-
-
-

Not for publication. This document is part of the NSF International standard development process. This draft text is for circulation for review and/or approval by a NSF Standards Committee and has not been published or otherwise officially adopted. All rights reserved. This document may be reproduced for informational purposes only.

NSF International Standard/
American National Standard
and 3-A Standard 14159-3

Hygiene requirements for the Design of Mechanical Belt Conveyors Used in Meat and Poultry Processing

-
-
-

Disclaimers

-

Unless otherwise referenced as *normative*, the annexes are not considered an integral part of NSF Standards. They ~~annexes~~ are provided as general guidelines to the manufacturer, regulatory agency, user, or certifying organization.

-
-
-

2 Normative references

The following documents contain provisions that, through reference, constitute provisions of this NSF/ANSI/3-A Standard. At the time of publication, the editions indicated were valid. All referenced documents are subject to revision, and parties are encouraged to investigate the possibility of applying the most recent editions of the documents listed below.

3-A Accepted Practice, No. 604-05 – 2004, *Supplying air under pressure in contact with milk, milk products, and product contact surfaces*

ANSI/ASME B46.1 – ~~2002, *Surface texture, Surface Roughness, Waviness, and Lay*~~ 2009, *Surface texture (surface roughness, waviness, and lay)*

Code of Federal Regulations, Title 21, (21 CFR) Parts 170-199, *Food and Drugs*

Federal Food, Drug, and Cosmetic Act of 1938, as amended

IEEE/ASTM SI 10-2002, *Standard for the Use of the International System of Units (SI): The Modern Metric System*

NSF/3-A/ANSI 14159-1, *Hygiene requirements for the design of meat and poultry processing equipment*

Not for publication. This document is part of the NSF International standard development process. This draft text is for circulation for review and/or approval by a NSF Standards Committee and has not been published or otherwise officially adopted. All rights reserved. This document may be reproduced for informational purposes only.

-
-
-

There are 22 instances in the standard where the term “3-A” or “3-A Sanitary Standards Committees” appears. The company has incorporated and these instances will be updated accordingly to “3-A SSI” or “3-A Sanitary Standards, Inc.”

The following are exceptions as they refer to previously published documents, not to the organization itself:

-

2 Normative references

3-A Accepted Practice, No. 604-05 – 2004, *Supplying air under pressure in contact with milk, milk products, and product contact surfaces*

NSF/3-A/ANSI 14159-1, *Hygiene requirements for the design of meat and poultry processing equipment*

-

5.3 Requirements for specific equipment

5.3.1 Pneumatic equipment

Exhaust air shall be piped below and away from product surface areas. Air directly contacting product or product contact surfaces shall meet the requirements of 3-A Accepted Practice, No. 604-05.

-

BSR/UL 858, Standard for Household Electric Ranges

1. Proposal for Changes to Requirements on Internal Wiring for Electric Ranges

PROPOSAL

10.8 Internal wiring composed of insulated conductors shall comply with the Standard for Appliance Wiring Material, UL 758 and shall have a flame rating of VW1.

Exception No. 1: Insulated conductors need not comply with UL 758 if they comply with one of the following:

- a) *The Standard for Thermoset-Insulated Wires and Cables, UL 44;*
- b) *The Standard for Thermoplastic-Insulated Wires and Cables, UL 83; or*
- c) *The applicable UL standard for other insulated conductor types specified in Wiring Methods and Materials, of the National Electrical Code, NFPA 70.*

Exception No. 2: Insulated conductors for specialty applications (e.g. data processing or communications) and located in a low-voltage circuit not involving the risk of fire, electric shock, or injury to persons need not comply with UL 758.

2. New and Revised Requirements to Address Range Stability

PROPOSAL

37.4 A load is to be uniformly applied, without impact, for 5 min to the fully open oven door. The load is to be:

- a) 50 lb (22.7 kg) for a door located more than 36 in (914 mm) above the floor, and
- b) 75 lb (34 kg) for a door located 36 in or less above the floor.

For a side-hinged door, the load is to be applied to the top of the door midway between the vertical edges. For a bottom-hinged door, the load is to be distributed along the center line (midway between the front and back edges) of the door. For an appliance with two or more doors, the test is to be conducted on one door at a time. For a slide-in door (a door that slides into the appliance), the load is to be hung from the top center edge of the door.

38.2.1 When subjected to this test, a floor-supported, cabinet-supported (cabinet below) or counter-supported (counter-hung) appliance shall not tip or move from the horizontal position not break contact with the floor or surrounding structure. The reference to a cabinet-supported appliance here is not intended to include a wall-mounted appliance as specified in 1.5. For this test, the appliance is to be completely assembled, except the broiler pan is to be removed. ~~‡~~ The appliance is to be installed as intended, but it is not to be connected to the power supply and a floor-supported appliance is not to be secured to any adjacent structure. The appliance is to be mounted on a level surface. For a floor-supported appliance with adjustable feet, the appliance is to be level with the feet set at their most unfavorable position. The load shall be secured to the door so that it is retained in its position for the duration of the test. Any apparatus used to secure the load shall be included in the overall test weight and

shall not exceed 10% of the overall test weight. The appliance is to be loaded as follows: described in 37.4.

- a) 50 lb (22.7 kg) for a door located more than 36 in (914 mm) above the floor, and
- b) 100 lb (45.4 kg) for a door located 36 in or less above the floor.

3. Proposal for Moisture Test, Washing Test on Electric Ranges/Cooktops

PROPOSAL

71 Cleaning Tests

71.2 Sponge washing test

71.2.1 Switches, latches, controls and control panels shall be constructed so that leakage current resulting from cleaning in and around them is not greater than 0.5 mA for products rated 120 V or less, and not greater than 5 mA for products rated greater than 120 V. This applies equally to electromechanical, electronic, membrane, capacitance, and mechanical switches.

71.2.2 There shall be no evidence of arcing, short-circuiting or insulation breakdown nor shall there be unintended operation or change of power level of heating elements. In the case of touch-type controls, activation of keys, including power level settings, is acceptable provided that surface units do not turn on from the OFF position.

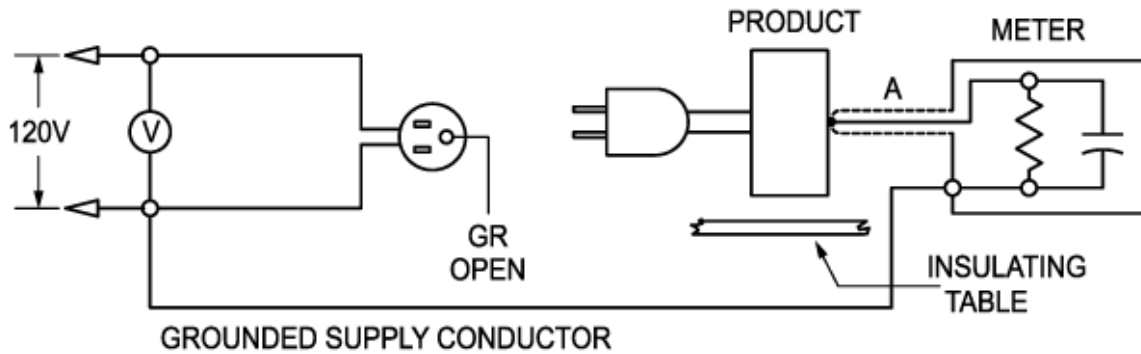
71.2.3 The range or cooktop is to be isolated from ground with the normal grounding means disconnected and is to be connected so that the component to be tested is in the ungrounded side of the supply. Control knobs, guards, panels, and the like, that are located in the area to be cleaned and that are removable without the use of tools, are to be removed. The test is to be conducted at a temperature of 77 ±9°F (25 ±5°C).

71.2.4 The measurement circuit for leakage current shall be as shown in Figure 71.1. The meter used for measurement of leakage current is to have the characteristics defined in section 55.5 (a) - (c). The meter is to be connected between a metal backing on a cellulose sponge and the grounded conductor of the power supply.

UL copyrighted material. Not authorized for further reproduction without prior permission from UL.

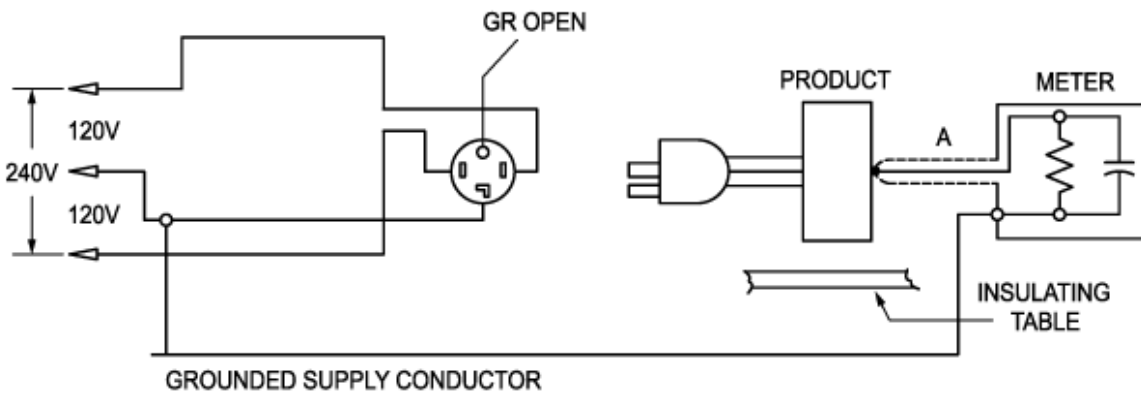
Figure 71.1

Sponge Washing Test Setup



su1849

Appliance intended for connection to a 120 V power supply.



su1850

Appliance intended for connection to a 3-wire, grounded neutral power supply, as illustrated above.

A - Sponge with metal backing

Note: If the product contains a conductor which connects neutral and ground, it must be removed.

71.2.5 The sponge is to be at least 1-5/8 by 3 by 5 in (41.3 by 76.2 by 127.0 mm), capable of retaining a minimum of 2.6 oz (75 g) of solution, and is to have a metal backing on one of the 3 by 5 in (76.2 by 127.0 mm) faces.

71.2.6 The sponge is to be saturated in a solution consisting of 2 tsp (10 mL) of sodium bicarbonate and 0.2 oz (4.5 g) of chip soap or liquid hand soap^c, in 1 qt (0.95 L) of water at approximately 77°F (25°C). After saturation, the sponge is to be weighed to ensure that at least 75 g have been absorbed. The saturated sponge is to be wiped six times with a pressure of at least 2 lb (8.9 N) applied to the metal-backed side, over the control panel or other area being tested. The sponge shall be wiped directly over low-profile switches (such as rocker switches). If removal of knobs has left exposed control shafts, the sponge should be wiped so that the side of the sponge contacts the shafts. The speed of the wipe shall not exceed 15 in (381 mm) per second. The sponge shall be resaturated in the test cleaning solution after the third wipe. During the test, the technician is to be properly insulated.

^cIvory brand or the equivalent.

71.2.7 The test is to be conducted with manually-operable switch contacts, integral to the cooktop or range, in the open and closed positions. An equal number of wipes shall be applied at each position of the switch or control such that the total is six (three wipes at each position for 2-position switch; two wipes at each position for 3-position switch). A variable position switch should be tested with two wipes each at off, high and low settings. The product shall be observed for 5 minutes following the final wipe for compliance with section 68.2.2.

UL copyrighted material. Not authorized for further reproduction without the written permission from UL.

BSR/UL 1008, Standard for Safety for Transfer Switch Equipment

2. Withdrawal of Proposal: Harmonizing Requirements for Transfer Switches Rated for Optional Standby Applications

PROPOSAL

If the April 25, 2014 proposal is withdrawn, the requirements in Standard UL 1008 would appear as shown below:

1.6 In Canada only, automatic transfer switches built to the optional standby requirements of this standard are not permitted.

2.1.2 Automatic transfer switches for optional standby systems are not recognized in Canada.

3.13 Systems:

a) Emergency systems - those systems legally required and classified as essential for safety to human life by municipal, state, provincial, or federal codes, or any governmental authority having jurisdiction. In Canada only, emergency systems are identified as emergency power supplies.

b) Legally-required standby systems (In Mexico and the United States) - those systems legally required by municipal, state, or federal codes, or any governmental authority having jurisdiction, but not classified as essential for safety to human life. In Canada, this requirement does not apply.

c) Optional standby systems (In Mexico and the United States) - those systems installed to provide an alternate source of power for structures for which a power outage could cause discomfort or interruption or damage to products or processes. In Canada, this requirement does not apply.

5.2.1.32 In Mexico and the United States, a transfer switch investigated for use in emergency systems or legally-required standby systems shall be marked "automatic transfer switch for emergency systems". In Canada only, a transfer switch investigated for use in emergency systems shall be marked "automatic transfer switch".

7.1.4 In Mexico and the United States, in the case of a transfer switch limited to use on optional standby systems, the operating mechanism is allowed to disconnect both the normal and alternate supplies, regardless of supply availability, as long as this intentional neutral position is factory installed in the mechanism and this position can be reliably maintained.

In Canada, this requirement does not apply.

7.1.34 With respect to 7.1.33, for automatic transfer switches for use in emergency or legally-required systems, the time delays must be capable of being set such that the transfer is completed in 10 seconds or less. In countries other than Canada, transfer times are not specified for transfer switches for use in optional standby systems.

Note: Local requirements can govern total system transfer time and could require transfer-switching times to be less than stated.

7.1.35 In Mexico and the United States, with respect to 7.1.34, for automatic transfer switches for use in optional standby systems, devices may be included to permit the load to be disconnected from both sources of supply simultaneously, provided that the transfer is automatically completed once the device has functioned as intended.

In Canada, this requirement does not apply.

9.13.3.3 In Mexico and the United States, for transfer switches intended for optional standby systems only, the transfer switch shall be capable of being operated by its intended means as demonstrated by (a) - (e) below:

- a) For electrically operated devices, it shall be possible to operate the transfer switch to the off position, if provided by the electrical means. If no off position is provided, it shall be possible to operate the transfer switch to the untested source (close the switch onto the source which was not subjected to the short-circuit withstand and short-circuit closing test) by the electrical means.
- b) For transfer switches with a manual operator, it shall be possible to operate the transfer switch to the off position, if provided. If no off position is provided, it shall be possible to operate the transfer switch to the untested source. This operation shall be possible by using the manual operator only, without any additional tools, levers, or the like.
- c) For transfer switches with both manual and electrical operation, compliance with (a) above shall be demonstrated prior to demonstration of (b) above.
- d) There shall be no continuity between the normal and alternate source terminals with the switch operator in any position. Continuity between either set of source terminals and the load terminals is not required.
- e) If the transfer switch can be moved to the untested source such that there is continuity between any of the untested source side terminals and any of the load terminals, the transfer switch shall comply with (1) and (2) below:
 - 1) There shall be continuity on all phases, including any contacts which switch the grounded circuit conductor (the neutral).

2) All the contacts of the untested source side of the switch shall be undamaged during the test. For the purpose of this requirement, any pitting, welding, fracturing, or deformation of the contacts or contact arms is considered to be an indication of damage. If there is any evidence of damage to these contacts of the untested source side, the switch shall be subjected to a temperature test in accordance with Temperature rise test, 9.8, with the test current passing through the contacts of the untested source side.

In Canada, this requirement does not apply.

Table 24 (In Mexico and the United States)

Endurance test cycles for optional standby systems other than emergency and legally-required

(refer to 9.12.1)

Switch rating	Rate of operation ^a	Number of cycles of operation		
		With current ^b	Without current	Total
0 - 300	1 per minute	4000	2000	6000
301 - 400	1 per minute	1000	3000	4000
401 - 600	1 per minute	1000	2000	3000
601 - 1600	1 per 2 minutes	500	2000	2500
1601 - 2500	1 per 4 minutes	500	2000	2500
Over 2500	1 per 4 minutes	250	1250	1500

NOTE – In Canada, this requirement does not apply.

^a Conducting the test at a faster rate is not prohibited if agreeable to those concerned, but not faster than one operation per minute for tungsten ratings unless a synthetic load is employed.

^b The test shall be conducted at 100 percent of rated current.

UL copyrighted material. Not authorized for further reproduction without prior permission from UL.

BSR/UL 1283, Standard for Safety for Electromagnetic Interference Filters

1. Revision of Requirements for Capacitors

24.1 Capacitors other than those employed in a secondary circuit shall comply with the Dielectric Voltage-Withstand Test, Section 28, Insulation Resistance Test, Section 29, and Endurance Test, Section 31, when tested within the filter up to the rated ac or dc voltage.

Exception No. 1: Capacitors employed within filters that are separately subjected to the tests outlined in 24.1 meet the requirements.

Exception No. 2: Capacitors that comply with the requirements in Fixed Capacitors for Use in Electronic Equipment Part 14: Sectional Specification: Fixed Capacitors for Electromagnetic Interference Suppression and Connection to the Supply Mains, IEC 60384-14 or the Standard for Fixed Capacitors for Use in Electronic Equipment - Part 14: Sectional Specification: Fixed Capacitors for Electromagnetic Interference Suppression and Connection to the Supply Mains, UL 60384-14, meet the requirements for use in filters. Unless specifically rated for dc voltage, these capacitors may be used in dc applications up to 2 times their ac voltage ratings.

24.1.1 Capacitors complying with UL 60384-14 satisfy the requirements in Insulating Materials, Section 17, for the capacitor case, and Flammability Characteristics of Polymeric Materials, as specified in Section 20.

UL copyrighted material. Not authorized for further reproduction without written permission from UL.